

District: Fairbanks North Star Borough School District **SUBJECT:** SCIENCE
Test Date: Spring 2018

Achievement Level Summary

Group	# Tested	% in Each Level			
District	2,870	21.6	26.4	32.2	19.9
State	25,440	26.8	26.0	30.1	17.1


Achievement Level Summary | By Grade

Grade	Group	# Tested	% in Each Level			
4	District	1,145	18.3	31.3	32.8	17.6
	State	9,544	26.1	30.1	28.3	15.4
8	District	932	27.6	21.6	32.0	18.9
	State	8,364	32.3	21.5	30.7	15.5
10	District	793	19.2	25.1	31.5	24.2
	State	7,532	21.5	25.9	31.7	20.9



District: Fairbanks North Star Borough School District **SUBJECT:** SCIENCE
Test Date: Spring 2018

Achievement Levels







Overall scores on the Science Assessment are divided into four achievement levels: Advanced, Proficient, Below Proficient, and Far Below Proficient.

Scale Scores

The number of students, median scale score, mean scale score, and the standard error of the mean are reported at the district and state level in the table below. The median is the middle score in the ordered list of all students' scale scores and is shown by the colored bar. The —●— symbol shows the mean, or average, of all the students' scale scores; the dark circle is the mean and the lines on either side of the circle represent two standard errors of the mean.

For more information, see the Educator and Parent Guides to Reports at <https://education.alaska.gov/tls/assessments/peaks.html>

Score Summary — By Grade

Grade	Group	# Tested	Scale Score Median/Mean	Score					
				100	200	300	400	500	600
4	District	1,145	301/299						
	State	9,544	283/286						
8	District	932	301/299						
	State	8,364	291/290						
10	District	793	314/314						
	State	7,532	309/306						

District: Fairbanks North Star Borough School District **SUBJECT:** SCIENCE
Test Date: Spring 2018

Performance by Standard

The table below shows how the performance of the district and state compared to the state standard for proficiency on specific areas of the science test.

Grade	# Tested	Science Standard	District	State
4	1,145	Inquiry, Technology, and Nature of Science	≡	▽
		Concepts of Physical Science	▽	▽
		Concepts of Life Science	≡	▽
		Concepts of Earth Science	△	△
8	932	Inquiry and Nature of Science	≡	▽
		Concepts of Physical Science	≡	▽
		Concepts of Life Science	≡	▽
		Concepts of Earth Science	≡	▽
10	793	Inquiry, Technology, Society, and Nature of Science	△	△
		Concepts of Physical Science	△	△
		Concepts of Life Science	△	△
		Concepts of Earth Science	△	△

Performance Results Key
 The district or state

△ <i>did better than</i> the state standard for proficiency.	▽ <i>did not do as well as</i> the state standard for proficiency.
≡ <i>did about as well as</i> the state standard for proficiency.	■ <i>did not attempt any items in this category.</i>