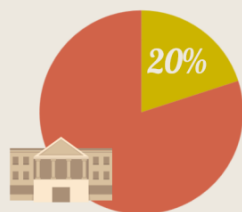


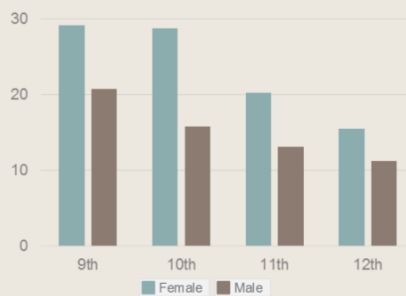
HOW COMMON ARE *Bullying and Fighting* AMONG HIGH SCHOOLERS?

In 2013, US high school students took the CDC's Youth Risk Behavior Survey. This infographic outlines some of the findings.

20% of students were *bullied on school property*¹



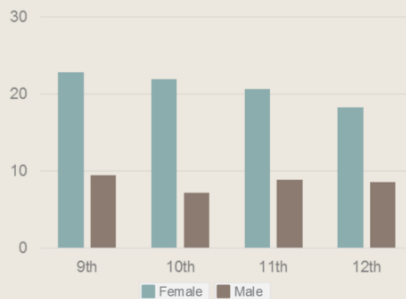
Percent Who Were Bullied On School Property (during the 12 months before the survey) by Gender and Grade



15% of students were *electronically bullied*²



Percent Who Were Electronically Bullied (during the 12 months before the survey) by Gender and Grade



25% of students had been *in a physical fight*

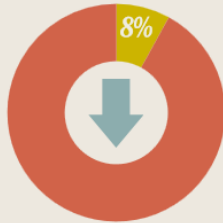
3% of students had been *injured in a physical fight*³



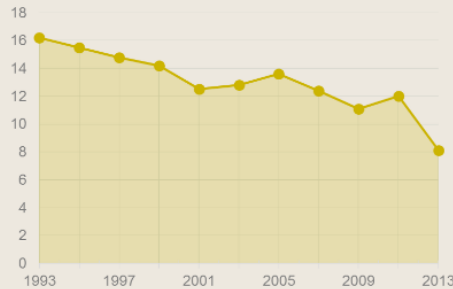
Physical fights on school property have *decreased* since 1993...



8% of students had been in a physical fight on school property



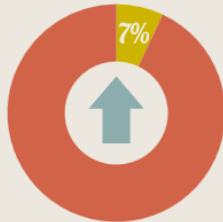
Percent Who Were in a Physical Fight on School Property (one or more times during the 12 months before the survey) by Year



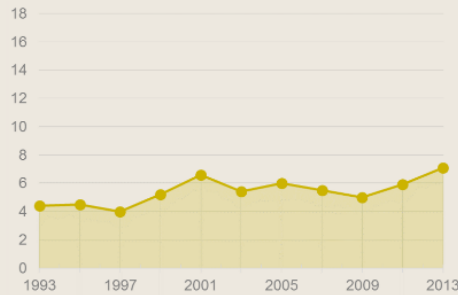
...But *more* kids are missing school because they feel unsafe (at school or on the way to or from school)



7% of students had missed school in the last 30 days



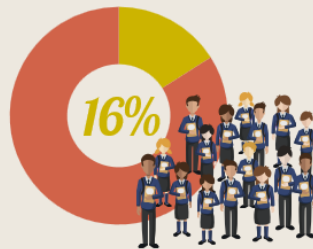
Percent Who Did Not Go to School Because They Felt Unsafe at School or on Their Way to or from School (on at least one day during the 30 days before the survey) by Year



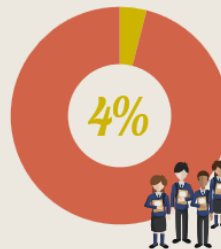
Students who are bullied are *more likely* to have missed school in the last 30 days



16% of bullied students missed school due to safety concerns



Only 4% of students who had not been bullied missed school due to safety concerns



Students who experience *multiple types of bullying* are even *more likely* to *miss school*



Percent Who Missed School Because of Safety Concerns



How can you stop bullying?

For schools:

- ✓ Create anti-bullying policies and communicate them to staff, parents, and students
- ✓ Integrate bullying prevention material into curriculum at all grade levels
- ✓ Encourage students to stand up to bullies, report incidents, and support victims

For parents:

- ✓ Talk with your child about what to do if they or someone they know is being bullied
- ✓ Become familiar with your school's anti-bullying policies and rules
- ✓ Reach out to your school for help if you know a child who is involved in bullying

To learn more, visit: stopbullying.gov



¹ In the 12 months before the survey was administered unless otherwise stated
² Being bullied through e-mail, chat rooms, instant messaging, websites, or texting
³ Injured in a physical fight and required treatment from a doctor or nurse

Sources: 2013 CDC YRBS Data, <https://nccd.cdc.gov/youthonline/App/Default.aspx>
 Bullying and Absenteeism, CDC, http://www.cdc.gov/healthyyouth/health_and_academics/pdf/fs_bullying_absenteeism.pdf
 To view the infographic online, visit: ChildrensSafetyNetwork.org/infographics/bullying-YRBS
 For more resources, visit our resource guide: ChildrensSafetyNetwork.org/resource/bullying-prevention
 November 2015

How Common Are Bullying and Fighting among High Schoolers?

In 2013, US high school students took the CDC's [Youth Risk Behavior Survey](#). This infographic outlines some of the findings.

20% of US high school students were bullied on school property¹

Percent Who Were Bullied On School Property (during the 12 months before the survey) by Gender and Grade		
Grade	Female	Male
Total	23.7	15.6
9th	29.2	20.8
10th	28.8	15.8
11th	20.3	13.1
12th	15.5	11.2

¹ In the 12 months before the survey was administered unless otherwise stated

15% of students were electronically bullied²

Percent Who Were Electronically Bullied (during the 12 months before the survey) by Gender and Grade		
Grade	Female	Male
Total	21.0	8.5
9th	22.8	9.4
10th	21.9	7.2
11th	20.6	8.9
12th	18.3	8.6

25% of students had been in a physical fight

3% of students had been injured in a physical fight³

Physical fights on school property have decreased since 1993...

8% of students had been in a physical fight on school property

Percent Who Were in a Physical Fight on School Property (one or more times during the 12 months before the survey) by Year											
	1993	1995	1997	1999	2001	2003	2005	2007	2009	2011	2013
Question	16.2	15.5	14.8	14.2	12.5	12.8	13.6	12.4	11.1	12.0	8.1

...But more kids are missing school because they feel unsafe (at school or on the way to or from school)

7% of students had missed school in the last 30 days

Percent Who Did Not Go to School Because They Felt Unsafe at School or on Their Way to or from School (on at least 1 day during the 30 days before the survey) by Year											
	1993	1995	1997	1999	2001	2003	2005	2007	2009	2011	2013
Question	4.4	4.5	4.0	5.2	6.6	5.4	6.0	5.5	5.0	5.9	7.1

Students who are bullied are more likely to have missed school in the last 30 days

16% of bullied students missed school due to safety concerns

Only 4% of students who had not been bullied missed school due to safety concerns

Students who experience multiple types of bullying are even more likely to miss school

Percent Who Missed School Because of Safety Concerns	
Both in-person and electronic bullying	21.2
In-person bullying only	12.9
Electronic only	10.8

How can you stop bullying?

For schools:

- ✓ Create anti-bullying policies and communicate them to staff, parents, and students
- ✓ Integrate bullying prevention material into curriculum at all grade levels
- ✓ Encourage students to stand up to bullies, report incidents, and support victims

For parents:

- ✓ Talk with your child about what to do if they or someone they know is being bullied
- ✓ Become familiar with your school's anti-bullying policies and rules
- ✓ Reach out to your school for help if you know a child who is involved in bullying

To learn more, visit: stopbullying.gov

² Being bullied through e-mail, chat rooms, instant messaging, websites, or texting

³ Injured in a physical fight and required treatment from a doctor or nurse