



# PEAKS Assessment

Alaska Department of Education  
& Early Development

District Summary Report

**District:** Fairbanks North Star Borough School District      **SUBJECT:** ENGLISH LANGUAGE ARTS  
**Test Date:** Spring 2021

## Achievement Level Summary

Group	# Tested	% in Each Level			
District	4,529	28.3	26.7	32.8	12.2
State	44,444	36.5	24.0	27.7	11.9



## Achievement Level Summary | By Grade

Grade	Group	# Tested	% in Each Level			
3	District	659	33.8	27.3	29.3	9.6
	State	6,793	40.9	23.1	25.2	10.8
4	District	668	29.9	30.2	27.4	12.4
	State	6,797	35.4	27.5	25.7	11.4
5	District	652	20.2	33.9	37.7	8.1
	State	6,791	31.6	30.1	30.4	7.9
6	District	709	24.0	20.6	40.6	14.8
	State	6,697	34.9	18.2	34.2	12.7
7	District	689	25.0	25.8	34.0	15.2
	State	6,180	34.4	23.0	28.8	13.7
8	District	655	29.2	28.2	32.5	10.1
	State	5,772	35.2	25.8	27.8	11.2
9	District	497	39.2	19.7	25.8	15.3
	State	5,414	44.1	19.6	20.2	16.1



**District:** Fairbanks North Star Borough School District      **SUBJECT:** ENGLISH LANGUAGE ARTS  
**Test Date:** Spring 2021

**Achievement Levels**

Overall scores on the PEAKS Assessment are divided into four achievement levels: Advanced, Proficient, Below Proficient, and Far Below Proficient.

**Scale Scores**

The number of students, median scale score, mean scale score, and the standard error of the mean are reported at the district and state level in the table below. The median is the middle score in the ordered list of all students' scale scores and is shown by the colored bar. The —●— symbol shows the mean, or average, of all the students' scale scores; the dark circle is the mean and the lines on either side of the circle represent two standard errors of the mean.

For more information on the report, please see the Educator and Parent Guides to Reports on the PEAKS webpage: [education.alaska.gov/assessments/peaks](http://education.alaska.gov/assessments/peaks)

**Score Summary — By Grade**

Grade	Group	# Tested	Scale Score Median/Mean	Score					
				400	450	500	550	600	
3	District	659	484/485						
	State	6,793	477/480						
4	District	668	487/491						
	State	6,797	485/487						
5	District	652	497/495						
	State	6,791	485/486						
6	District	709	506/506						
	State	6,697	494/496						
7	District	689	499/500						
	State	6,180	490/493						
8	District	655	492/492						
	State	5,772	486/488						
9	District	497	488/487						
	State	5,414	480/483						

**District:** Fairbanks North Star Borough School District

**SUBJECT:** ENGLISH LANGUAGE ARTS

**Test Date:** Spring 2021

### Performance by Reporting Category

The table below shows how the performance of the district and state compared to the state standard for proficiency on specific areas of the English Language Arts test.

Grade	# Tested	English Language Arts Reporting Category	District	State
3	659	Reading	▼	▼
		Key Ideas and Details	▼	▼
		Craft and Structure/Integration of Knowledge and Ideas	▼	▼
		Literary Text	▼	▼
		Informational Text	▼	▼
		Writing	▼	▼
		Text Types and Purposes	▼	▼
		Distribution and Production/Research	▼	▼
		Language	▼	▼
4	668	Reading	▼	▼
		Key Ideas and Details	▼	▼
		Craft and Structure/Integration of Knowledge and Ideas	▼	▼
		Literary Text	▼	▼
		Informational Text	▼	▼
		Writing	▼	▼
		Text Types and Purposes	≡	▼
		Distribution and Production/Research	▼	▼
		Language	▼	▼
5	652	Reading	▼	▼
		Key Ideas and Details	▼	▼
		Craft and Structure/Integration of Knowledge and Ideas	▼	▼
		Literary Text	▼	▼
		Informational Text	≡	▼
		Writing	≡	▼
		Text Types and Purposes	▲	▼
		Distribution and Production/Research	≡	▼
		Language	≡	▼
6	709	Reading	▲	▼
		Key Ideas and Details	▲	▼
		Craft and Structure/Integration of Knowledge and Ideas	▲	▼
		Literary Text	▲	▼
		Informational Text	▲	▼
		Writing	▲	▼
		Text Types and Purposes	▲	▼
		Distribution and Production/Research	▲	▼
		Language	▲	▼

#### Performance Results Key

The district or state

▲ *did better than* the state standard for proficiency.

≡ *did about as well as* the state standard for proficiency.

▼ *did not do as well as* the state standard for proficiency.

■ *did not attempt any items in this category.*

**District:** Fairbanks North Star Borough School District

**SUBJECT:** ENGLISH LANGUAGE ARTS

**Test Date:** Spring 2021

### Performance by Reporting Category, Cont.

The table below shows how the performance of the district and state compared to the state standard for proficiency on specific areas of the English Language Arts test.

Grade	# Tested	English Language Arts Reporting Category	District	State
7	689	Reading	≡	▽
		Key Ideas and Details	≡	▽
		Craft and Structure/Integration of Knowledge and Ideas	≡	▽
		Literary Text	≡	▽
		Informational Text	≡	▽
		Writing	≡	▽
		Text Types and Purposes	≡	▽
		Distribution and Production/Research	△	▽
		Language	≡	▽
8	655	Reading	▽	▽
		Key Ideas and Details	▽	▽
		Craft and Structure/Integration of Knowledge and Ideas	△	≡
		Literary Text	≡	▽
		Informational Text	▽	▽
		Writing	▽	▽
		Text Types and Purposes	≡	▽
		Distribution and Production/Research	▽	▽
		Language	≡	▽
9	497	Reading	▽	▽
		Key Ideas and Details	▽	▽
		Craft and Structure/Integration of Knowledge and Ideas	▽	▽
		Literary Text	▽	▽
		Informational Text	▽	▽
		Writing	▽	▽
		Text Types and Purposes	▽	▽
		Distribution and Production/Research	≡	▽
		Language	▽	▽

#### Performance Results Key

The district or state

△ *did better than* the state standard for proficiency.

≡ *did about as well as* the state standard for proficiency.

▽ *did not do as well as* the state standard for proficiency.

■ *did not attempt any items in this category.*



**District:** Fairbanks North Star Borough School District      **SUBJECT:** MATHEMATICS  
**Test Date:** Spring 2021

**Achievement Level Summary**

Group	# Tested	% in Each Level			
District	4,526	24.6	42.4	27.6	5.4
State	44,000	29.1	38.6	25.9	6.5



**Achievement Level Summary | By Grade**

Grade	Group	# Tested	% in Each Level			
3	District	671	23.0	39.2	29.5	8.3
	State	6,746	26.8	35.3	27.9	9.9
4	District	667	22.5	45.6	27.7	4.2
	State	6,730	24.3	39.1	29.3	7.3
5	District	648	24.4	40.6	30.4	4.6
	State	6,750	30.3	36.2	27.6	5.9
6	District	711	15.2	49.2	31.2	4.4
	State	6,666	20.3	47.3	27.7	4.7
7	District	681	28.0	39.2	28.0	4.7
	State	6,135	36.3	35.9	22.4	5.4
8	District	646	24.8	49.2	20.9	5.1
	State	5,707	28.7	45.3	20.8	5.2
9	District	502	38.6	30.7	23.9	6.8
	State	5,266	39.4	29.9	23.6	7.1



**District:** Fairbanks North Star Borough School District

**SUBJECT:** MATHEMATICS

**Test Date:** Spring 2021

### Achievement Levels















Overall scores on the PEAKS Assessment are divided into four achievement levels: Advanced, Proficient, Below Proficient, and Far Below Proficient.

### Scale Scores

The number of students, median scale score, mean scale score, and the standard error of the mean are reported at the district and state level in the table below. The median is the middle score in the ordered list of all students' scale scores and is shown by the colored bar. The —●— symbol shows the mean, or average, of all the students' scale scores; the dark circle is the mean and the lines on either side of the circle represent two standard errors of the mean.

For more information on the report, please see the Educator and Parent Guides to Reports on the PEAKS webpage: [education.alaska.gov/assessments/peaks](http://education.alaska.gov/assessments/peaks)

### Score Summary — By Grade

Grade	Group	# Tested	Scale Score Median/Mean	Score					
				400	450	500	550	600	
3	District	671	484/491						
	State	6,746	484/491						
4	District	667	482/487						
	State	6,730	486/491						
5	District	648	484/490						
	State	6,750	480/487						
6	District	711	488/489						
	State	6,666	481/486						
7	District	681	473/481						
	State	6,135	467/476						
8	District	646	469/476						
	State	5,707	466/475						
9	District	502	469/477						
	State	5,266	466/476						

**District:** Fairbanks North Star Borough School District

**SUBJECT:** MATHEMATICS

**Test Date:** Spring 2021

### Performance by Reporting Category

The table below shows how the performance of the district and state compared to the state standard for proficiency on specific areas of the mathematics test.

Grade	# Tested	Mathematics Reporting Category	District	State
3	671	Number and Operations in Base Ten	▼	▼
		Number and Operations—Fractions	≡	▼
		Operations and Algebraic Thinking	▼	▼
		Geometry and Measurement	▼	▼
4	667	Number and Operations in Base Ten	▼	▼
		Number and Operations—Fractions	▼	▼
		Operations and Algebraic Thinking	≡	▼
		Geometry and Measurement	▼	▼
5	648	Number and Operations in Base Ten	▼	▼
		Number and Operations—Fractions	▼	▼
		Operations and Algebraic Thinking	≡	▼
		Geometry and Measurement	▼	▼
6	711	The Number System	▼	▼
		Ratios and Proportional Relationships	▼	▼
		Expressions and Equations	▼	▼
		Geometry	▼	▼
		Statistics and Probability	▼	▼
7	681	The Number System	▼	▼
		Ratios and Proportional Relationships	▼	▼
		Expressions and Equations	▼	▼
		Geometry	▼	▼
		Statistics and Probability	▼	▼
8	646	Numbers, Expressions, and Equations	▼	▼
		Functions	▼	▼
		Geometry	▼	▼
		Statistics and Probability	≡	▼
9	502	Number and Quantity	▼	▼
		Algebra	▼	▼
		Functions	▼	▼
		Statistics and Probability	▼	▼

#### Performance Results Key

The district or state

▲ *did better than* the state standard for proficiency.

≡ *did about as well as* the state standard for proficiency.

▼ *did not do as well as* the state standard for proficiency.

■ *did not attempt any items in this category.*