

# School Safety

August 31, 2021

Hutchison High School 2021

# Fire Emergency



# **Fire Emergency**

**Evacuate to the nearest/safest exit**

**If smoke is present, stay low to the floor**

**Watch out for falling debris; take cover & protect head**

**Report to your class in designated location**

**If trapped, tap on a wall or pipe to alert rescuers**

# **Evacuating to an Alternate location**

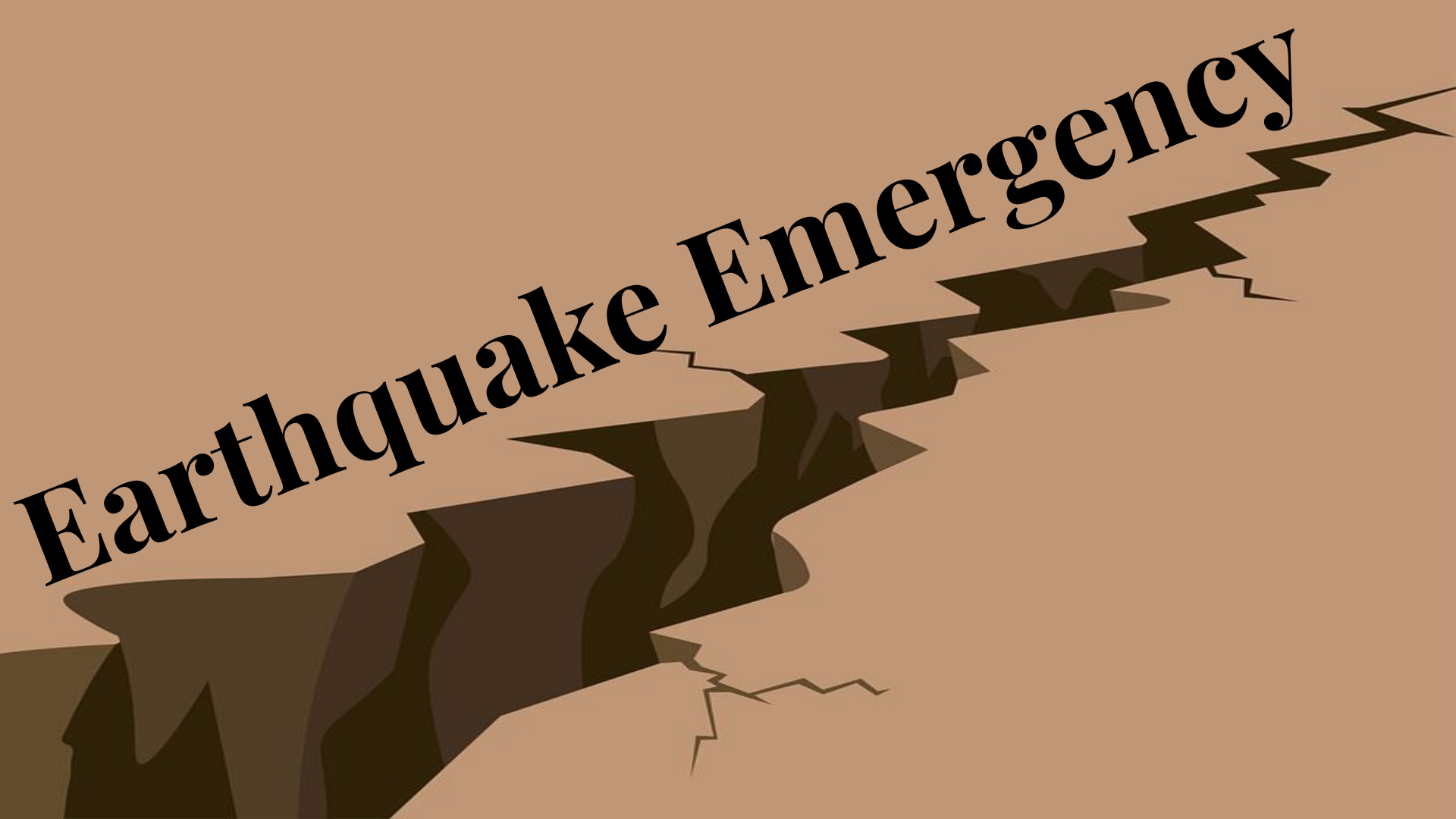
**Evacuate to the nearest/safest exit**

**Continue towards West Valley High School**

**Enter through the Performing Arts Center (PAC)**

**Report to your teacher of record in the gym.**

*Hint: Evacuation Drill is scheduled for September 7, 2021*



# **Earthquake Emergency**

# **Earthquake Emergency**

**If inside, DROP, COVER, HOLD ON**

**Shelter if possible. If not, crouch near interior wall**

**Evacuate if hazards threaten safety**

**If outside, stay outside and move away from objects.**

**Date of Earthquake drill: October 21, 2021**

# Sit Tight

**Used to maintain privacy & safety for students in a medical/emergency situation**

**Close doors & remain in classroom and continue class activities**

**Take attendance--include name of extra people**

**Anyone in the hallway is to report to the nearest classroom or office**

**Access to the building is restricted**

**Remain in classroom, ignore bells. Check emails for updates.**

# **Secure the Building**

**Used to protect school from dangerous situations outside of the building or in area**

**Lock exterior doors and lower exterior shades**

**Principal or designee will control all building access until the situation is cleared**

**Classes outside the building will return inside immediately**

**Continue operations as normal**



# **Lockdown**

**Clear the hall, secure the building and lock the doors for possible threat or emergency**

**Lock exterior doors, lower exterior shades, turn off lights and remain quiet**

**Take attendance--include name of extra people not on roster**

**Anyone in the hallway is to report to the nearest classroom or office**

**No in and out access will be allowed in building or classrooms**

**Remain in classroom, ignore bells. Check emails for updates**

**Remain in lockdown until an official enters your room notifying you the situation has ended and puts you in Sit Tight**

# **ALICE Introduction**

**Hutchison High School 2021  
OVERVIEW**



## What is ALiCE?

ALiCE is an options-based response which can ***increase survivability*** when faced with an active intruder situation. The program relies on the premise of ***providing information, authorizing decision making*** and ***participating in proactive training***.

---

# ALiCE<sup>®</sup>



K-12 School

- Provides an **options-based** plan of action increasing chance of survival and confidence
  - Integrates technology with common-sense
  - Empowers the staff and students
  - Diminishes odds of perpetrator's success due to the simple **options** ALiCE provides
  - Applicable **life skills** for all who are trained (mall, theater, church, sporting event, etc.)
-

**Based on best practices, training and the knowledge “one size fits all” passive responses are highly fatal, an **options-based** plan is necessary to provide staff and students **increased chances of survivability.****

**A=ALERT**

**Hutchison High School 2021  
ALERT**



**A** = ALERT

**Initial Awareness** received by:

- PA announcement
- Sensory Input- Gunshots, screaming, Loud Noises
- Text or Emergency Notification
- Electronic bulletin boards

# Receiving Code Words will not help everyone



# Homeland Security

Use '*plain English*' that is standard and consistent.

Within your Organization

- Emergency Plan Documents
- Training, documents, drills

With External partners

- Law Enforcement
- Public safety



**L=LOCKDOWN**

**Hutchison High School 2021  
LOCKDOWN**



=LOCKDOWN

- Barricade the Door
- Spread Out within the room with Counter Devices
- Look for alternative escape routes
- Dial 911 when safe to do so.
- First Aid Supplies



What do most of your doors look like?



# Glass can be and has been defeated!

## School Shooting:

---

- 1. Columbine
  - 2. Sandy Hook
  - 3. Hastings
  - 4. Red Lake
- 





Good, but not Great!



# Heavy Objects

**IF ABLE,  
BLOCK  
DOORS  
WITH  
HEAVY  
OBJECTS**



# What Training Does...



Actual student barricade due to shooting on the campus of Kent State University with no known location of shooter.





## Barricade and Fortify

Make it hard to open!




### Room Resources:

- Belt
- Extension cord
- Computer cables



**I=INFORM**

**Hutchison High School 2021  
INFORM**



## Pass on real time information

- A continuation of **ALERT**
- What, Where, When, Who, How

## Typical Communication Methods

- PA System
- Phones
- Radios

New Technology Methods?

**C=COUNTER**

**Hutchinson High School 2021  
COUNTER**



# What is 'COUNTER'

It is NOT ...

- Fighting



It is...

- Taking back Control
- Age appropriate
- Personal Choice

**Follow the KISS principle**



=COUNTER



**Interrupt process** of shooting accurately:

- Target acquisition
- Sight picture/Sight alignment
- Trigger control
- Stance
- Grip
- Breathing

# Counter Strategies- do they work?



Police

Skill Level  
High

Hit Rate  
<30%

VS

Skill Level  
Low

Hit Rate  
>50%

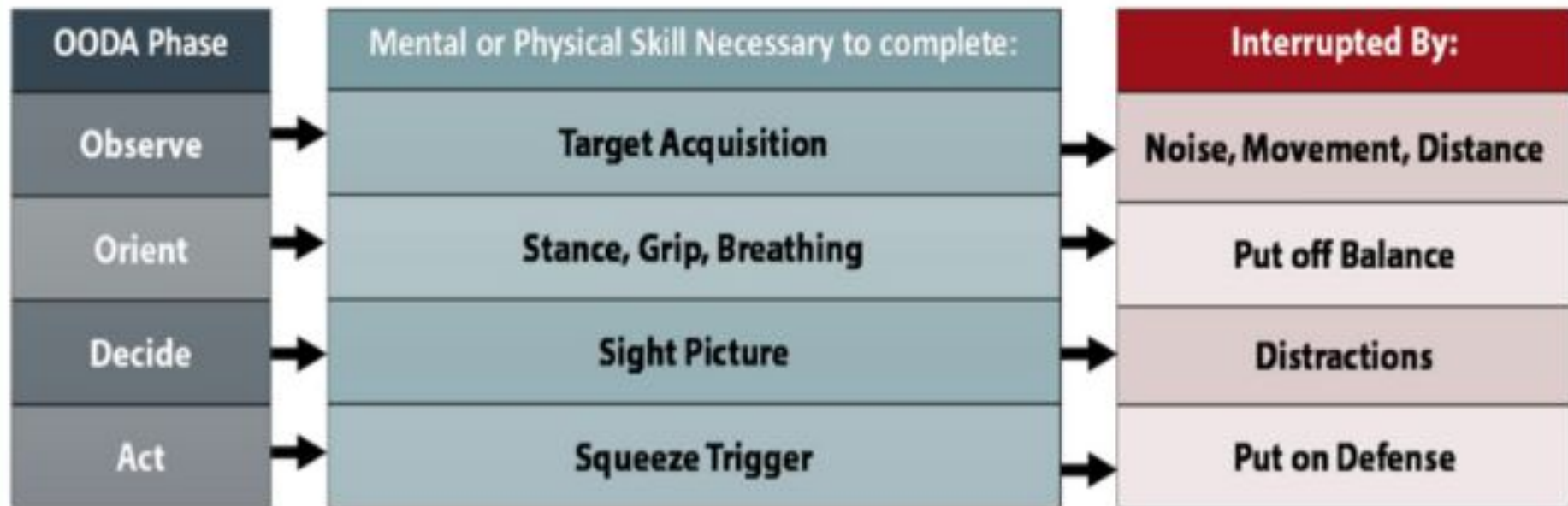


Shooter

Why the inverse relationship between skill and result?  
Can the outcome be affected by those under threat?



# Why Counter Works



**E=EVACUATE**

**Hutchison High School 2021  
EVACUATE**





The Preferred Response

# **E** = EVACUATE

Occupants must have authority to leave building

- Leave all belongings behind
- No Vehicles
- Remove as many potential targets
- Removes need for parents to come to scene
- Evacuate to a rally point



## What would you do if?

- Armed intruder is outside of school?
- Armed intruder is inside school?
- Armed intruder both inside and outside?