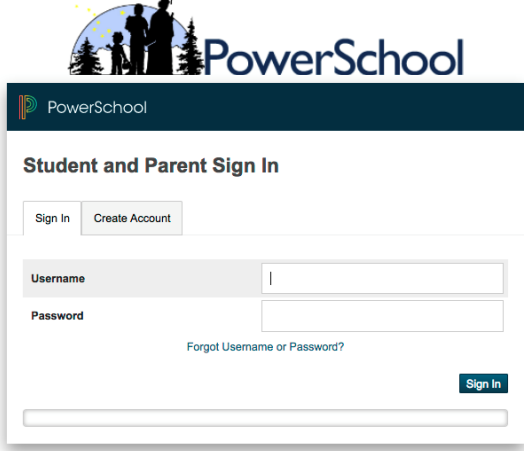

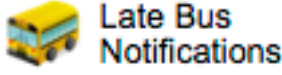



Please follow the instructions below edit your settings in PowerSchool so that you will receive texts or emails about selected busses when they are delayed.

<p>1. Log into your PowerSchool parent account. If you do not have a PowerSchool account, you will need to create one to edit your late bus notification preferences.</p>	<p><b>PowerSchool Parent Link:</b></p> <p><a href="https://premier.k12northstar.org/public">https://premier.k12northstar.org/public</a></p> 
<p>2. Select Communication on the left-hand side of the page.</p>	
<p>3. Choose Late Bus Notifications in the expanded menu.</p>	
<p>4. Update your Text &amp; email information.</p>	<p>Make sure your information is correct, and that the appropriate boxes are checked.</p>
<p>5. Check the box next to Ryan Middle School.</p>	<ul style="list-style-type: none"> <li><input type="radio"/> Pearl Creek Elementary</li> <li><input type="radio"/> Randy Smith Middle</li> <li><input checked="" type="radio"/> Ryan Middle</li> <li><input type="radio"/> Salcha</li> </ul>
<p>6. Check the Bus Routes that your child rides.</p>	<ul style="list-style-type: none"> <li><input type="checkbox"/> Route 52 AM (SHELL)</li> <li><input checked="" type="checkbox"/> Route 53 AM (DRESS)</li> <li><input checked="" type="checkbox"/> Route 53 PM (DRESS)</li> </ul>
<p>7. Click Save Changes</p>	

If you have followed these steps, you should receive emails or text messages when your child's bus is delayed for any reason. Please contact Ms. Phyllis in the office if you have questions about your personal PowerSchool account. 452-4751 ext. 13503.