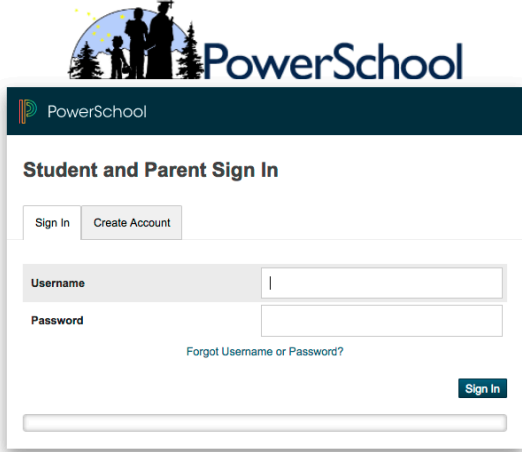
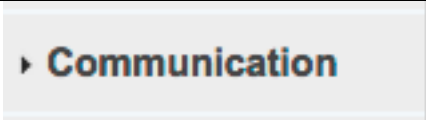
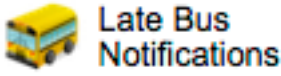
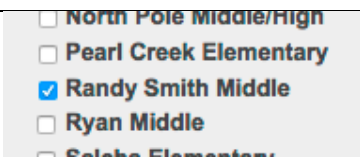




Please follow the instructions below edit your settings in PowerSchool so that you will receive texts or emails about selected busses when they are delayed.

<p>1. Log into your PowerSchool parent account. If you do not have a PowerSchool account, you will need to create one to edit your late bus notification preferences.</p>	<p>PowerSchool Parent Link:</p> <p>https://premier.k12northstar.org/public</p> 
<p>2. Select Communication on the left-hand side of the page.</p>	
<p>3. Choose Late Bus Notifications in the expanded menu.</p>	
<p>4. Update your Text & email information.</p>	<p>Make sure your information is correct, and that the appropriate boxes are checked.</p>
<p>5. Check the box next to Randy Smith.</p>	
<p>6. Check the Bus Routes that your child rides.</p>	
<p>7. Click Save Changes</p>	

If you have followed these steps, you should receive emails or text messages when your child’s bus is delayed for any reason. Please contact Julie in the Randy Smith counseling office If you have questions about your personal PowerSchool account. 458-7600 ext. 42520.