

SCHOOL CLIMATE

August 2017

U.S. DEPT. OF EDUCATION SCHOOL CLIMATE SURVEYS (EDSCLS)

- Suite of surveys for students (grades 5-12), parents, instructional staff, and non-instructional staff
- Reliable, nationally-validated
- Completion time 20-30 minutes (43 to 103 items)
- Survey items provide a positive statement with 4 response options – 2 positive, 2 negative (from Strongly Disagree to Strongly Agree)
- Replaced three misaligned surveys: Senior Survey, Parent Opinion Poll, Secondary School Climate
- Administered in Spring 2017

ED SCHOOL CLIMATE SURVEYS

- Response rates of 51% and 11% for students and parents
- Response rates of 41% and 28% for instructional and non-instructional staff
- Initial process had issues with server overload → addressed with Survey Monkey version of EDSCLS



ED SCHOOL CLIMATE SURVEYS

- 3 domains with 13 subdomain topical areas

1. Engagement

2. Safety

3. Environment



ENGAGEMENT DOMAIN

Engagement includes several components of “school connectedness,” such as the amount of effort students expend in the work of learning, their sense of belonging, and their emotional involvement with the school



ENGAGEMENT TOPICS

3 subdomain topical areas

1) *Cultural and linguistic competence*

2) *Relationships*

3) *School participation*



SAFETY DOMAIN

Emotional and physical safety are fundamental characteristics of high-quality schools; in these schools, students feel a sense of belonging and are free to focus on learning



SAFETY TOPICS

5 subdomain topical areas

- 1) ***Emotional safety***
- 2) ***Physical safety***
- 3) ***Bullying/cyberbullying***
- 4) ***Substance abuse***
- 5) ***Emergency readiness/management***



ENVIRONMENT DOMAIN

Positive school environments are characterized by appropriate and well-maintained facilities; well managed classrooms with high levels of engagement, rigor, productivity, and inclusion; a range of available school-based health supports; clear, fair disciplinary policies; and explicit policies and procedures governing various school practices



ENVIRONMENT TOPICS

5 subdomain topical areas

- 1) **Physical environment**
- 2) **Instructional environment**
- 3) **Physical health**
- 4) **Mental Health**
- 5) **Discipline**

SCALE SCORES?

- Scale scores provided for domains and topics
- Scores range from 100 to 500
- Scores at 300 or higher considered “positive”
- Under 300 → “negative”
- 100 to 199 → tend to “Strongly Disagree”
- 200 to 299 → tend to “Disagree”
- 300 to 399 → tend to “Agree”
- 400 to 500 → tend to “Strongly Agree”



SCHOOL CLIMATE RESULTS

Publically Available Dashboard to review School Climate results for each survey group:

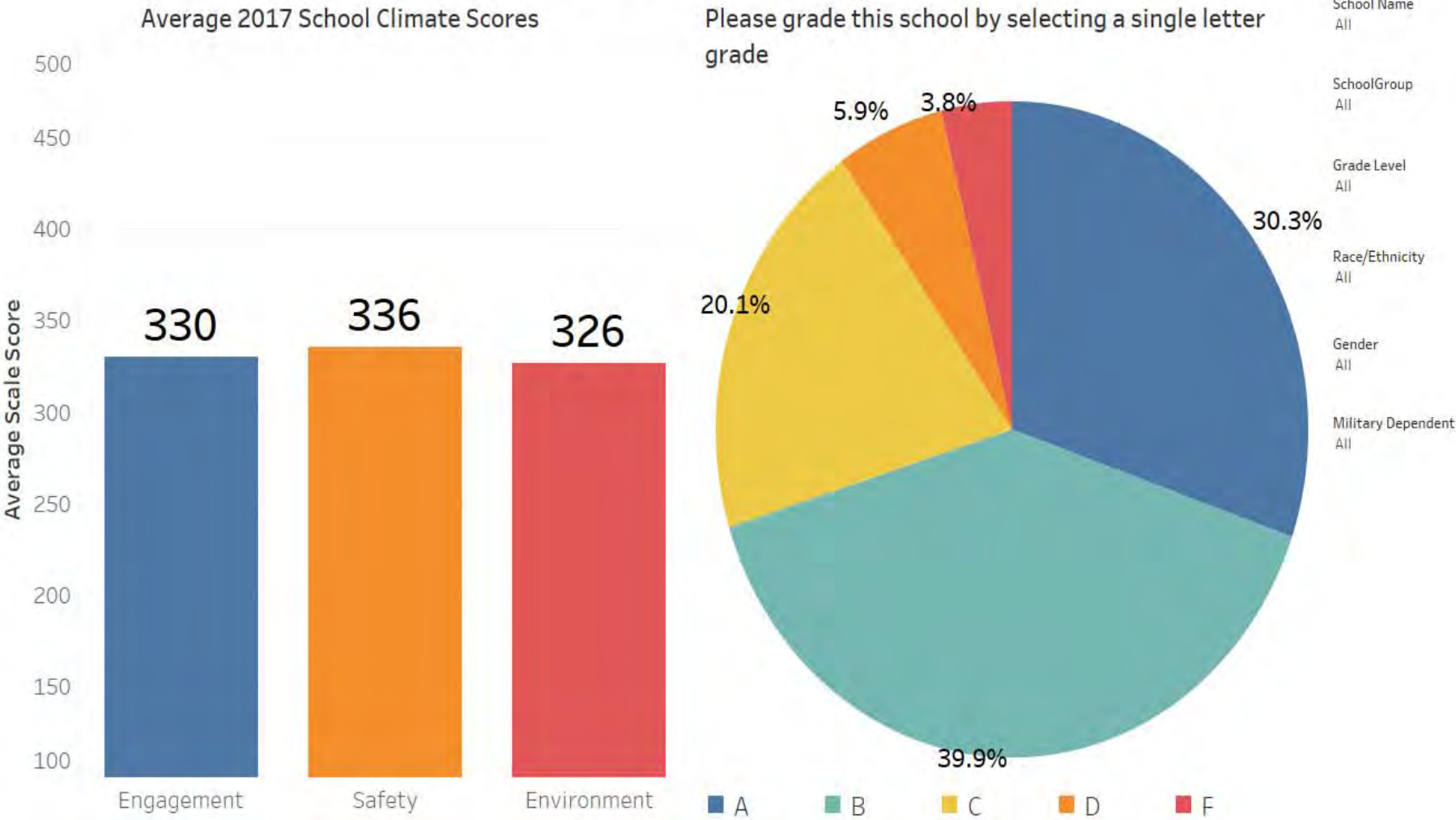
<https://public.tableau.com/profile/k12northstar#!/>

Filtering available for School, School Group, Grade Level, Race/Ethnicity, Gender, and Military Dependent

Some information suppressed to protect confidentiality (example: if group is less than 5 individuals)

EXAMPLE SCREEN: STUDENTS

2017 Scale Scores and School Grade



EXAMPLE SCREEN: PARENTS

SAFETY - Physical

School Name
All

My child is safe at this school.



School Group
All

*Racial/ethnic conflict among students is a problem at this school.



Race/Ethnicity
All

*Physical fighting between students is a problem at this school.



Gender
All

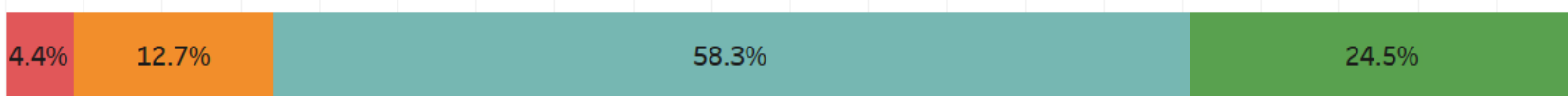
SAFETY - Bullying/Cyberbullying

Military Dependent
All

*Bullying of students at school or school activities is a problem at this school.



*Bullying of students via electronic means or devices is a problem at this school (cyberbullying).



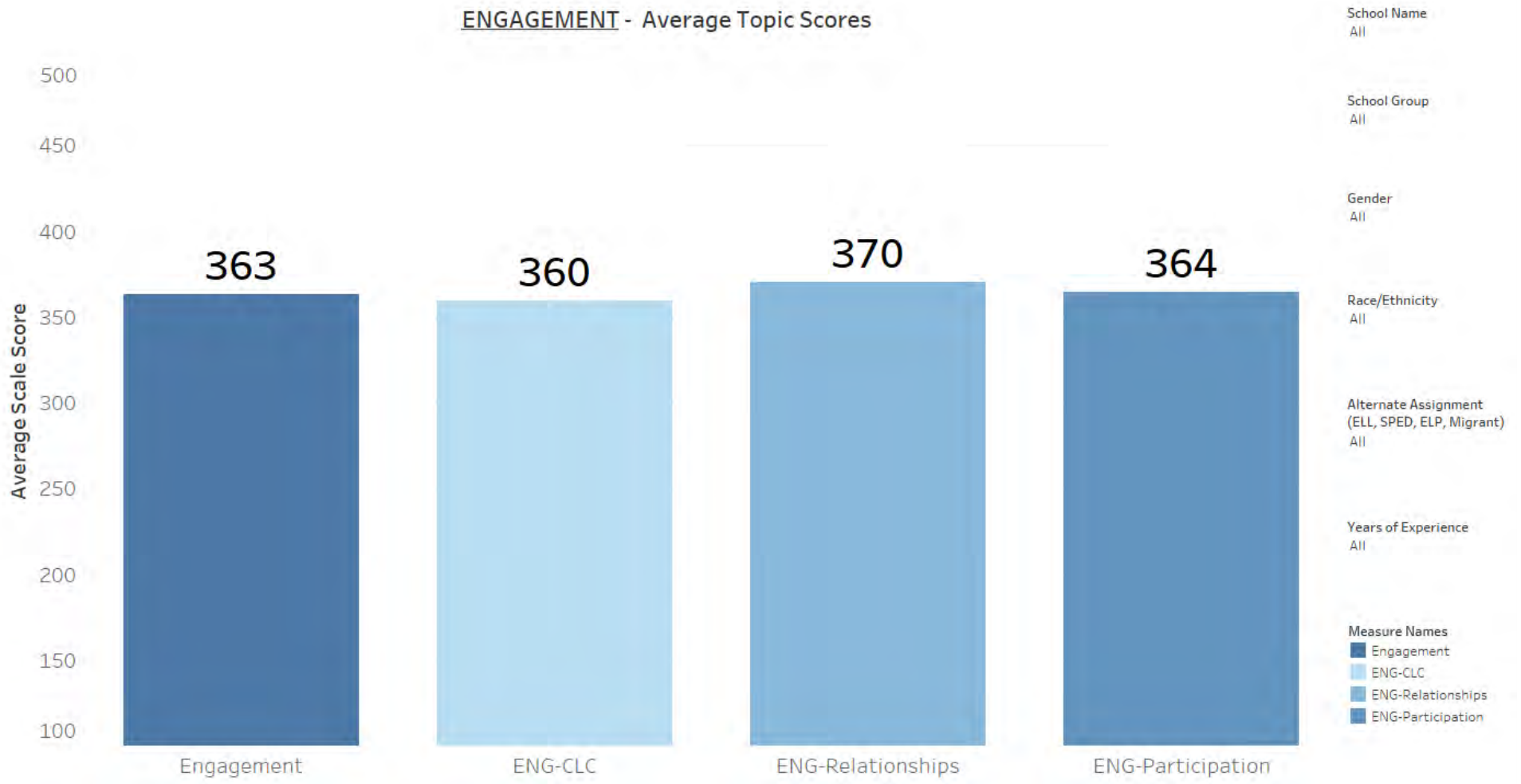
0% 5% 10% 15% 20% 25% 30% 35% 40% 45% 50% 55% 60% 65% 70% 75% 80% 85% 90% 95% 100%

* Color-coding reversed for negative statements (Red = Strongly Agree, Green = Strongly Disagree, etc)

■ Strongly Disagree ■ Disagree ■ Agree ■ Strongly Agree

EXAMPLE SCREEN: INSTRUCTIONAL STAFF

ENGAGEMENT - Average Topic Scores



EXAMPLE SCREEN: NON-INSTRUCTIONAL STAFF

ENGAGEMENT - Relationships

School Name
All

This school helps parents find community supports for their students who need them.




School Group
All

Staff at this school do a good job helping parents to support their children's learning at home.



Gender
All

Staff at this school do a good job helping parents understand when their child needs to learn social and emotional skills.



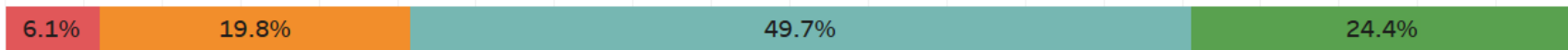
Race/Ethnicity
All

At this school the staff get along well.



Alternate Assignment
(ELL, SPED, ELP, Migra..
All

At this school there is a feeling of trust among the staff.



Years of Experience
All

At this school students get along well with the staff.



0% 5% 10% 15% 20% 25% 30% 35% 40% 45% 50% 55% 60% 65% 70% 75% 80% 85% 90% 95% 100%

Strongly Disagree Disagree Agree Strongly Agree

CONCLUSION

- All groups tended to agree with positive statements about their school
- Greater than 2/3 of students and staff indicated a “positive” school climate in Engagement, Safety, and Environment (scale score of 300 or higher)
- Schools given grade point average of 3.19 and 2.87 by parents and students
- District performance above national average on scale scores for all domains and survey groups

CONCLUSION

- Perception gaps by race/ethnicity, gender, economic status, disability, English language, and Military dependence were either very small or small for all groups
- Some schools and groups with typically lower test performance, showed higher school climate results
- Administration of EDSCLS highly recommended every year in the Spring

EDSCLS RESOURCES

Web address –

<https://safesupportivelearning.ed.gov>

School Climate Resource package which includes:

1. Quick guide on making improvements
2. School Climate Improvement Reference Manual
3. School Climate Improvement Action Guides
4. School Climate Interpretation Resources
5. Online Modules



Questions?

Comments?

THANK YOU

Fairbanks North Star Borough School District

Ellis Ott, Ph.D.

Phone: 907-452-2000 x. 11364

E-mail: ellis.ott@k12northstar.org