

**Fairbanks North Star Borough School District
Community and Public Relations Department**

**Technology and Internet Access Parent Survey Report
May 2017**

Introduction

The Fairbanks North Star Borough School District, in alignment with organization core values of student-centered and innovative, continually strives to use communication and instruction methods that best serve students and families. Technology and online tools play an increasingly important role in these functions.

To better assess how readily available technology and internet access are for our students, the Community and Public Relations Department conducted a districtwide parent/guardian survey during third quarter of the 2016-2017 academic year. This report describes how the survey was conducted and presents the survey results and key patterns.

Methods

Beginning January 13, a Technology and Internet Access Survey (Appendix A) was distributed to all school district parents/guardians. A link to the online survey was provided to families via email. The survey link was posted on the district and all school websites as well as shared on the district's social media feeds. In addition to online access, printed copies of the survey were distributed to all elementary schools to be sent home with students. The survey was also mailed to the families of secondary students with a return mail envelop.

The PR department collected survey responses throughout the third quarter and received 2,386 total responses. The online link collected 1,161 responses and was closed March 13. The PR department received 1,225 printed responses and manually entered the last batch of paper surveys on March 28.

Data

The survey prompted responses from parents/guardians at all 34 schools included in the survey and reflected input from families of students from Pre-Kindergarten through 12th grade.

Overall Technology Access

Overall survey results indicate that 89% of students have access to a computer (desktop or laptop) for schoolwork outside of school and that 11% do not (Figure 1).

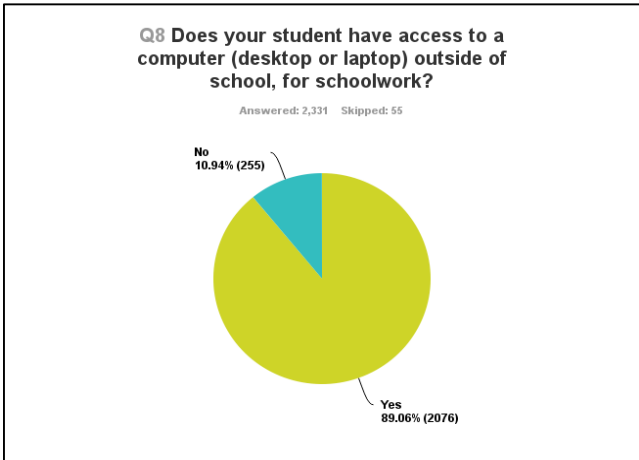


Figure 1: Student access to a computer (desktop or laptop) for schoolwork outside of school overall results

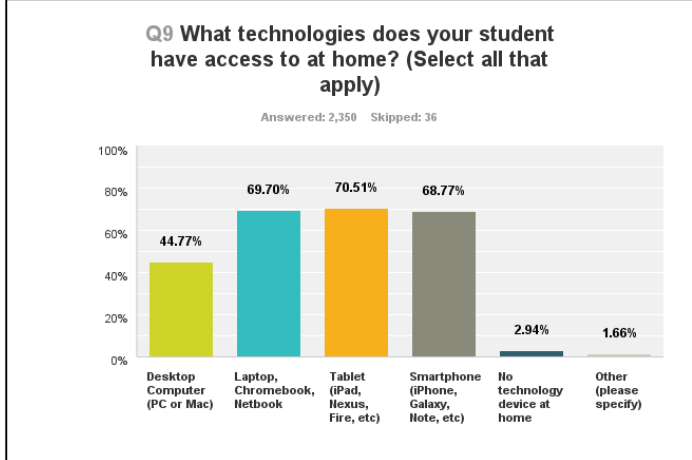


Figure 2: Devices students have access to at home overall results.

At home, students have the highest rate of access to the following devices: tablets (71%), laptops (70%) and smartphones (69%). Approximately 45% of respondents indicated their student had access to a desktop computer. Nearly 3% of respondents reported their student had no access to a device at home (Figure 2). A small number of respondents reported their student had access to other devices such as video game consoles, e-readers and smart TV, or that their student wasn't allowed access to the devices in the home.

Technology Access by Income

Comparing student computer access by income range shows that the rate of students without access to a computer outside of school is just over 32% for families in the lowest income bracket. Nearly 6% of respondents reported a total household income of less than \$24,999 (Figure 3).

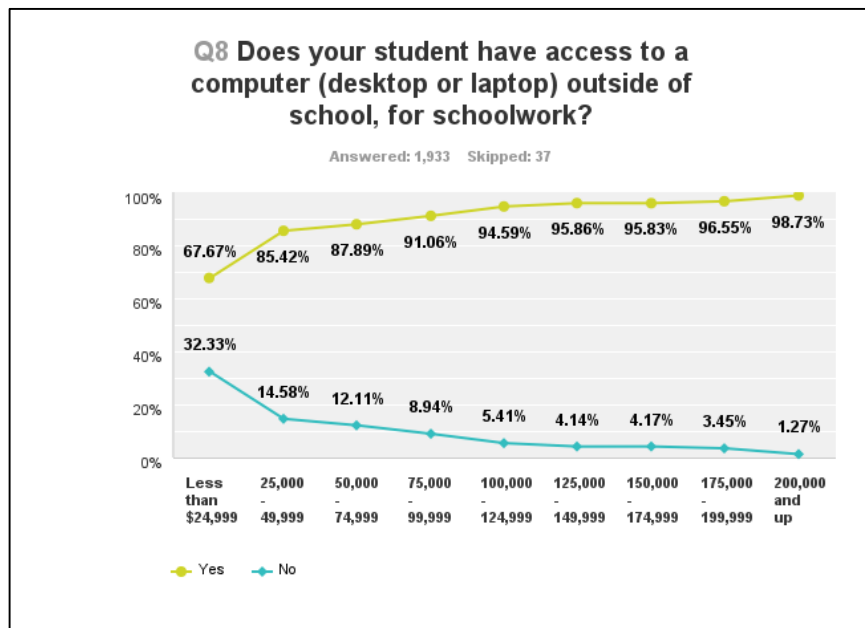


Figure 3: Student access to a computer outside of school for schoolwork compared by reported household income.

Technology Access by School

A school to school comparison of student computer access is illustrated below (Figure 5). Secondary schools show access rates at or above the district average, except for Effie Kokrine Early College Charter School. Elementary school rates demonstrate more fluctuation from school to school.

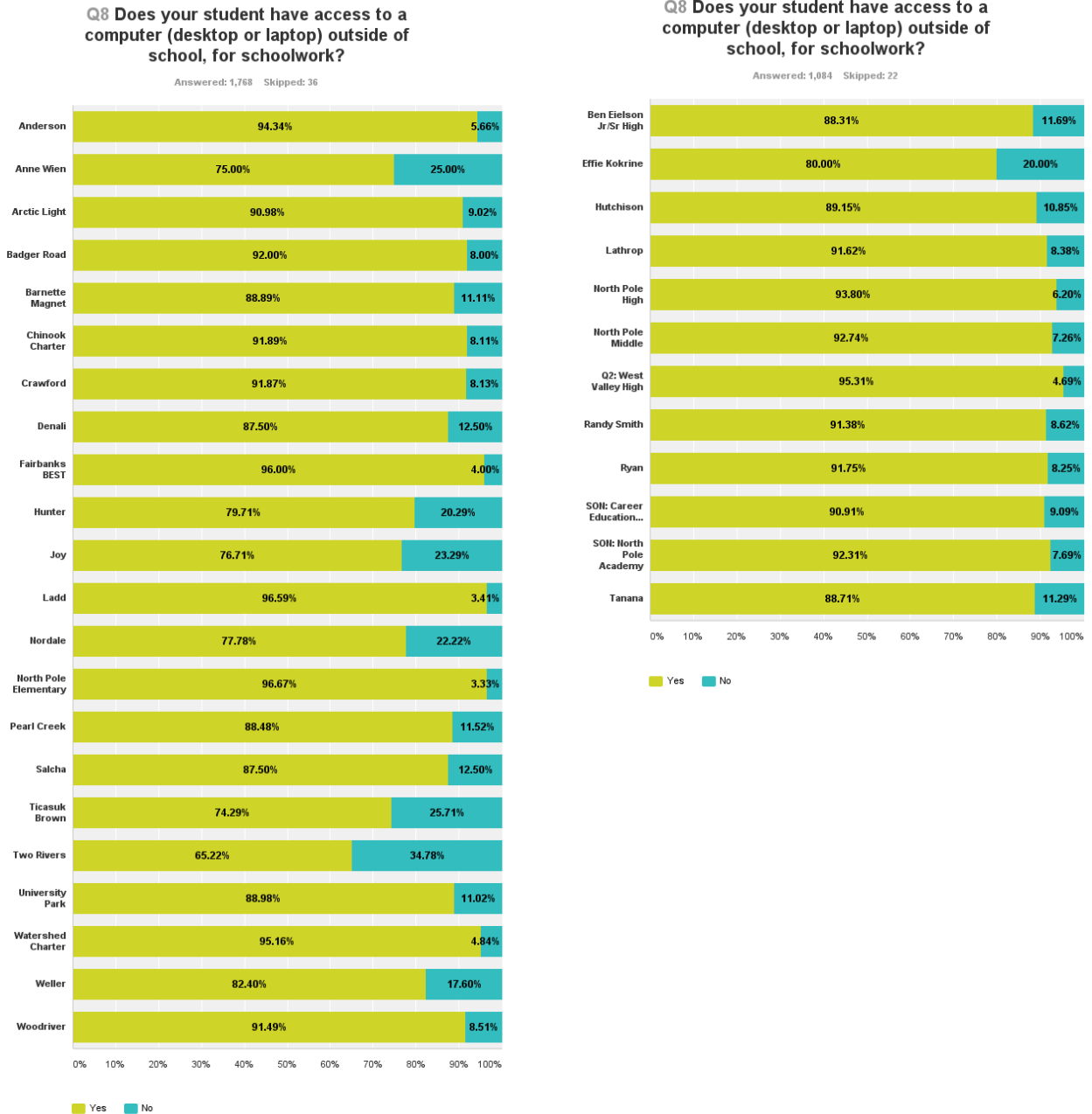


Figure 5: School to school comparison of student computer access for schoolwork outside of school.

Overall Internet Access

Overall, 6% of respondents reported no internet access at home. Approximately 51% of respondents reported using cable modem for home internet access. Additionally, 28% of respondents indicated they use DSL and almost 10% indicated their only internet access was through a cell provider data plan. Almost 1% of respondents are using dial-up internet service (Figure 6). Other ways to access the

internet include satellite dish and mobile hotspots. Frustration over slow, unreliable, limited or unavailable internet access was a common theme in respondent comments.

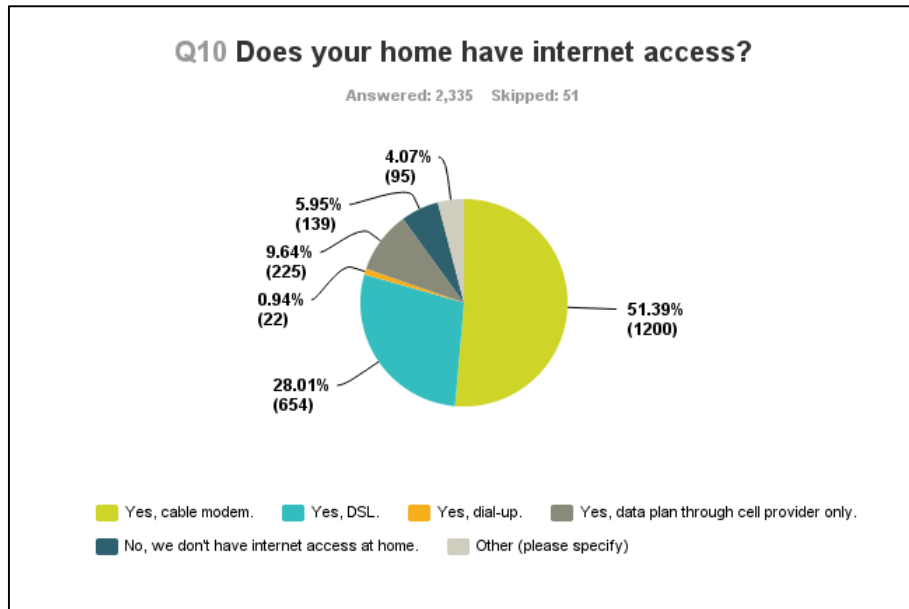


Figure 6: Student home access to internet overall results.

Of families facing connectivity challenges at home, the top alternative methods for accessing the internet included at public libraries, through a family member or friend, and by staying after or going in early to school. Smaller numbers of respondents said their student accesses the internet through a parent or guardian’s workplace, at a restaurant or business, or had no alternative way to access the internet (Figure 7).

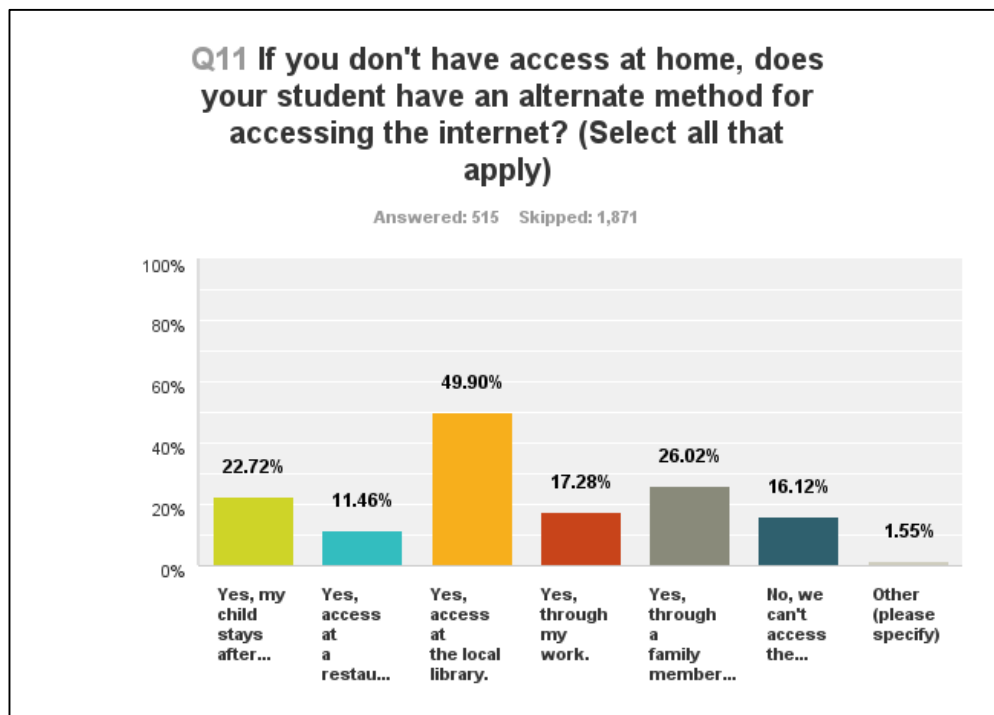


Figure 7: Alternate methods for accessing the internet overall results

Internet Access by Income

Comparing student internet access by income range shows comparable internet access rates across all reported income brackets. (Figure 8).

Q10 Does your home have internet access?

Answered: 1,932 Skipped: 38

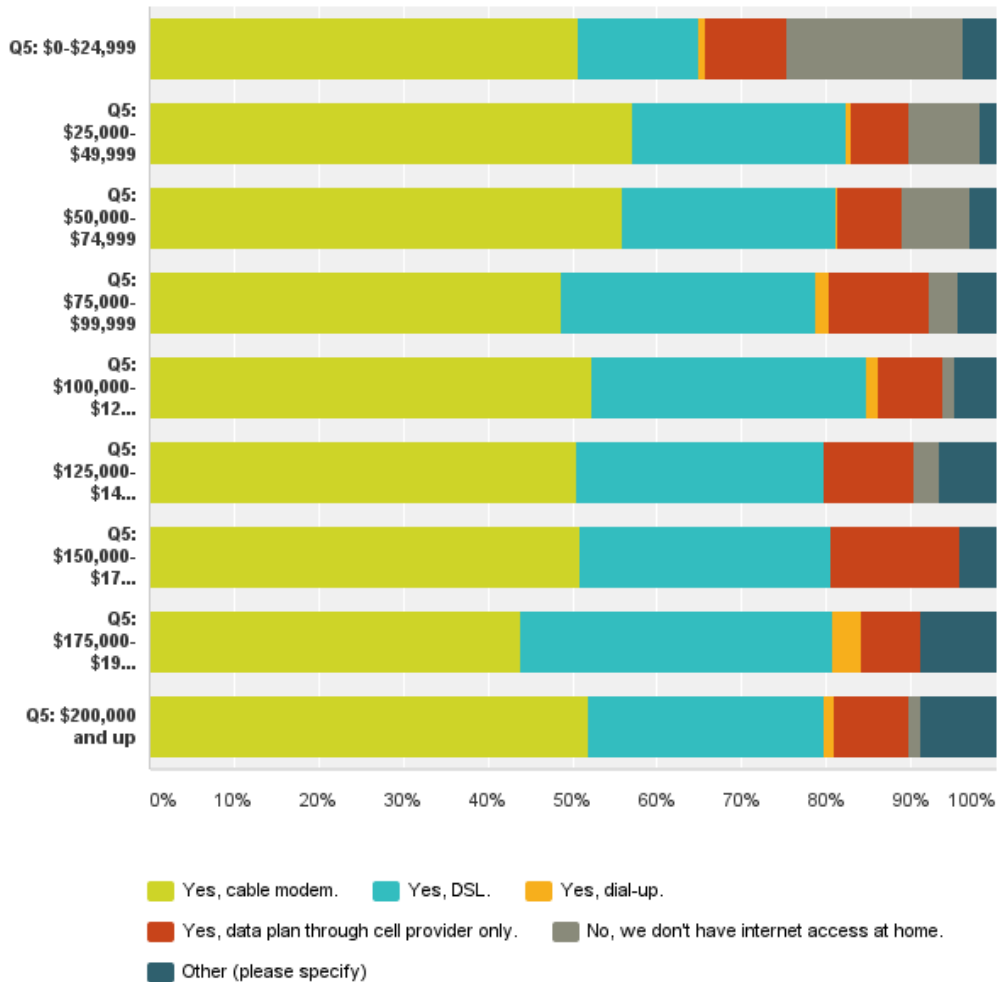


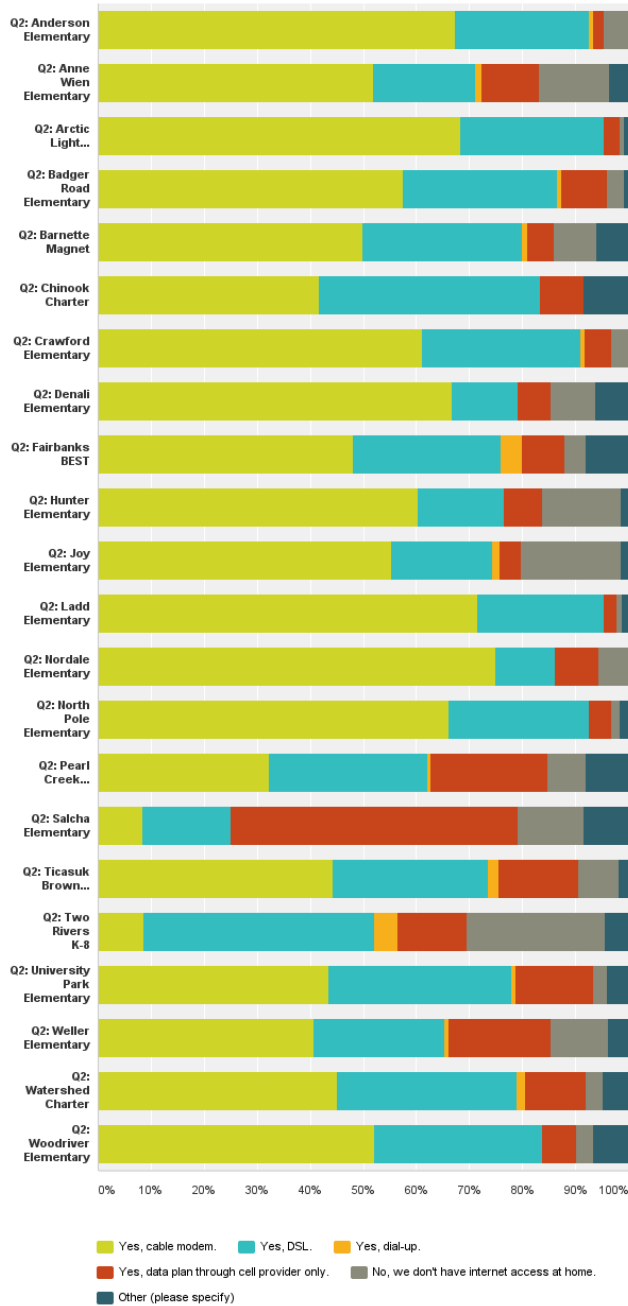
Figure 8: Student home internet access compared by reported household income.

Internet Access by School

A school to school comparison of home internet access shows the varied rate of accessibility based on local geography. The reliance on data plans through cell providers among Salcha Elementary School respondents is of particular note (Figure 9).

Q10 Does your home have internet access?

Answered: 1,768 Skipped: 36



Q10 Does your home have internet access?

Answered: 1,089 Skipped: 17

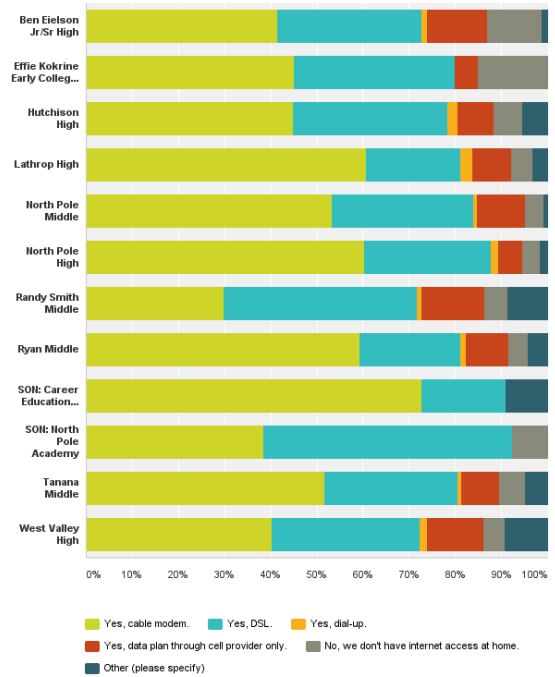


Figure 9: School to school comparison of student home internet access.

Conclusion

The data collected in this survey will provide valuable context for district efforts to continue improving communication methods and crafting successful personalized learning strategies for the unique needs and circumstances for each school community.

Appendix A

Technology and Internet Access Parent Survey (2 pages)



Technology & Internet Access Survey

The FNSB School District continually strives to use communication and instruction methods that best serve students and families. Technology and online tools play an increasingly important role in these functions.

We want to continue to embrace useful technological

advances, but realize not all families have the same access. Help us assess how readily available technology and internet access are for your student. **Please complete one survey per family.** Thank you for taking the time to help us better serve your student.

This survey is also available at www.surveymonkey.com/r/fnsbsd-technology.

Demographic Information

1. How many of your children are currently students in the Fairbanks North Star Borough School District? _____

2. What school does your child attend?
(If you have more than one student, list all schools)

3. What grade is your student in?
(If you have more than one student, check all that apply)

- | | | |
|---|--|--|
| <input type="checkbox"/> Pre-Kindergarten | <input type="checkbox"/> Fourth Grade | <input type="checkbox"/> Ninth Grade (Freshman) |
| <input type="checkbox"/> Kindergarten | <input type="checkbox"/> Fifth Grade | <input type="checkbox"/> Tenth Grade (Sophomore) |
| <input type="checkbox"/> First Grade | <input type="checkbox"/> Sixth Grade | <input type="checkbox"/> Eleventh Grade (Junior) |
| <input type="checkbox"/> Second Grade | <input type="checkbox"/> Seventh Grade | <input type="checkbox"/> Twelfth Grade (Senior) |
| <input type="checkbox"/> Third Grade | <input type="checkbox"/> Eighth Grade | |

4. What is your student(s) ethnicity?
(Check all that apply)

- | | |
|---|---|
| <input type="checkbox"/> Alaska Native or American Indian | <input type="checkbox"/> Hispanic or Latino |
| <input type="checkbox"/> Asian or Pacific Islander | <input type="checkbox"/> White or Caucasian |
| <input type="checkbox"/> Black or African American | <input type="checkbox"/> Prefer not to answer |
| <input type="checkbox"/> Other (please specify) _____ | |

5. What is your average household income?

- | | | |
|--|--|---|
| <input type="checkbox"/> \$0-\$24,999 | <input type="checkbox"/> \$100,000-\$124,999 | <input type="checkbox"/> \$200,000 and up |
| <input type="checkbox"/> \$25,000-\$49,999 | <input type="checkbox"/> \$125,000-\$149,999 | <input type="checkbox"/> Prefer not to answer |
| <input type="checkbox"/> \$50,000-\$74,999 | <input type="checkbox"/> \$150,000-\$174,999 | |
| <input type="checkbox"/> \$75,000-\$99,000 | <input type="checkbox"/> \$175,000-\$199,999 | |

6. Approximately how far do you live from the nearest public school?

- | | | |
|---|--|---------------------------------------|
| <input type="checkbox"/> Less than 1 mile | <input type="checkbox"/> 3-5 miles | <input type="checkbox"/> I don't know |
| <input type="checkbox"/> 1-3 miles | <input type="checkbox"/> More than 5 miles | |

7. Are you or your spouse **currently** serving in the military?

- | | |
|--|---|
| <input type="checkbox"/> Yes, I am | <input type="checkbox"/> Yes, my spouse |
| <input type="checkbox"/> Yes, both of us | <input type="checkbox"/> No |

Technology & Internet Access

8. Does your student have access to a computer (desktop or laptop) outside of school, for schoolwork?

- Yes No

Continue on back ➡

9. What technologies does your student have access to at home? *(Check all that apply)*
- | | |
|--|--|
| <input type="checkbox"/> Desktop Computer (Mac or PC) | <input type="checkbox"/> Smartphone (iPhone, Galaxy, Note, etc.) |
| <input type="checkbox"/> Laptop, Chromebook, Netbook | <input type="checkbox"/> No technology device at home |
| <input type="checkbox"/> Tablet (iPad, Nexus, Fire, etc) | |
| <input type="checkbox"/> Other (please specify) _____ | |

10. Does your home have internet access?
- | | |
|---|--|
| <input type="checkbox"/> Yes, cable modem | <input type="checkbox"/> Yes, data plan through cell provider only |
| <input type="checkbox"/> Yes, DSL | <input type="checkbox"/> No, we don't have internet access at home |
| <input type="checkbox"/> Yes, dial-up | |
| <input type="checkbox"/> Other (please specify) _____ | |

11. If you **don't** have access at home, does your student have an alternate method for accessing the internet? *(Select all that apply)*
- | | |
|---|---|
| <input type="checkbox"/> Yes, my child stays after school/ goes before school | <input type="checkbox"/> Yes, through my (or my spouse's) work |
| <input type="checkbox"/> Yes, access at restaurant or business | <input type="checkbox"/> Yes, through a family member or friend |
| <input type="checkbox"/> Yes, access at local library | <input type="checkbox"/> No, we can't access the internet |
| <input type="checkbox"/> Other (please specify) _____ | |

12. Rate each statement.

| | Strongly disagree | Disagree | Neutral/ No Opinion | Agree | Strongly agree |
|---|--------------------------|--------------------------|--------------------------|--------------------------|--------------------------|
| My student frequently uses technology for homework. | <input type="checkbox"/> | <input type="checkbox"/> | <input type="checkbox"/> | <input type="checkbox"/> | <input type="checkbox"/> |
| My student's access to technology at home is currently regular and adequate. | <input type="checkbox"/> | <input type="checkbox"/> | <input type="checkbox"/> | <input type="checkbox"/> | <input type="checkbox"/> |
| My student's access to technology at school is currently regular and adequate. | <input type="checkbox"/> | <input type="checkbox"/> | <input type="checkbox"/> | <input type="checkbox"/> | <input type="checkbox"/> |
| Technology is critical to the learning experience of students. | <input type="checkbox"/> | <input type="checkbox"/> | <input type="checkbox"/> | <input type="checkbox"/> | <input type="checkbox"/> |

Please share your opinion on what access older students should have to certain internet content at school.

13. Should Wikipedia.com be accessible to students in **grades 9-12**? Yes No Unsure/No Opinion
13. There are pros and cons to using social media in the classroom and allowing students to access social media at school. For students in **grades 9-12**, should the following social media apps be accessible at school?
- | | Yes | No | Unsure/
No Opinion |
|-----------|--------------------------|--------------------------|--------------------------|
| Ask.fm | <input type="checkbox"/> | <input type="checkbox"/> | <input type="checkbox"/> |
| Facebook | <input type="checkbox"/> | <input type="checkbox"/> | <input type="checkbox"/> |
| Instagram | <input type="checkbox"/> | <input type="checkbox"/> | <input type="checkbox"/> |
| Kik | <input type="checkbox"/> | <input type="checkbox"/> | <input type="checkbox"/> |
| Pheed | <input type="checkbox"/> | <input type="checkbox"/> | <input type="checkbox"/> |
| Pinterest | <input type="checkbox"/> | <input type="checkbox"/> | <input type="checkbox"/> |
| Snapchat | <input type="checkbox"/> | <input type="checkbox"/> | <input type="checkbox"/> |
| Twitter | <input type="checkbox"/> | <input type="checkbox"/> | <input type="checkbox"/> |
| Vine | <input type="checkbox"/> | <input type="checkbox"/> | <input type="checkbox"/> |
| WhatsApp | <input type="checkbox"/> | <input type="checkbox"/> | <input type="checkbox"/> |

Additional comments or information:

Please return completed survey to your school's front office or to the Administrative Center, Superintendent's Office at 520 Fifth Avenue by **Monday, February 6, 2017.**