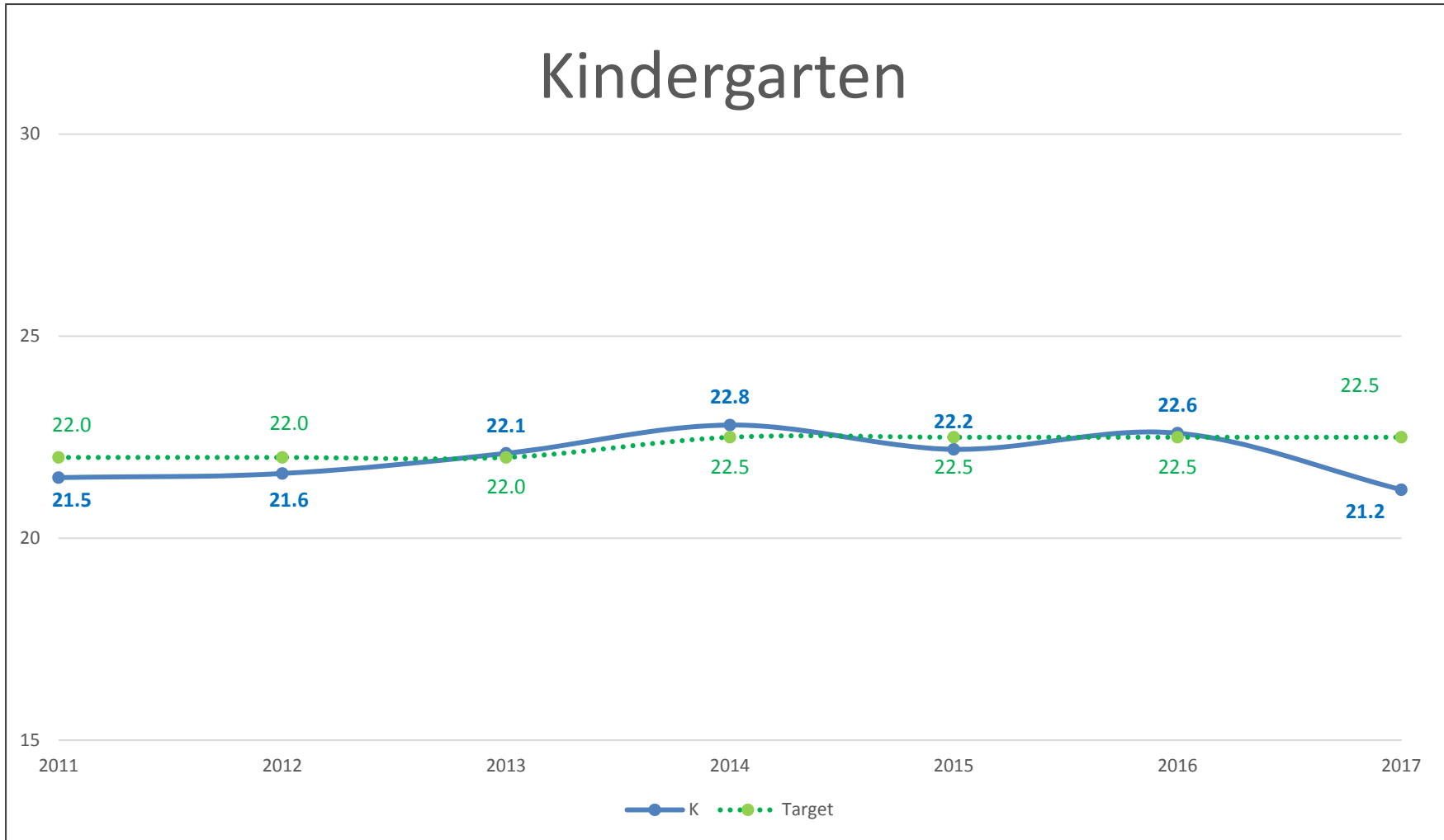


**Fairbanks North Star Borough School District  
2016-2017 20 Day ADM Count (October 3 through October 28, 2016)**

SCHOOL	PK	KG	1	2	3	4	5	6	Elem	7	8	JR	9	10	11	12	SR	TOTALS
Alternative Learning System		9.55	2.00		2.00	1.00	1.00	3.70	19.25	11.75	5.65	17.40	15.55	13.80	23.70	28.95	82.00	118.65
Anderson Elementary School	83.65	6.55	77.05	76.40					243.65			0.00					0.00	243.65
Anne Hopkins Wien Elementary School	57.50	13.11	42.85	56.85	60.50	53.60	53.95	46.90	385.26			0.00					0.00	385.26
Arctic Light Elementary School	100.75	13.56	98.70	87.30	74.75	70.25	55.25	34.80	535.36			0.00					0.00	535.36
Badger Road Elementary School	80.24	0.75	73.90	72.75	79.20	87.15	82.05		476.04			0.00					0.00	476.04
Barnette Magnet School	40.00		45.50	46.75	48.00	48.50	50.50	50.50	329.75	43.00	47.25	90.25					0.00	420.00
Ben Eielson Jr/Sr									0.00	80.30	53.75	134.05	55.50	52.85	48.50	44.25	201.10	335.15
Best School	9.05		15.35	17.70	16.05	11.65	17.00	23.00	109.80	23.00	27.10	50.10	22.05	23.55	42.80	41.30	129.70	289.60
Chinook Charter School	16.00		16.00	16.00	16.00	16.00	16.00	16.00	112.00	20.00	21.00	41.00					0.00	153.00
Crawford Elementary School					77.30	91.40	66.00	63.00	297.70			0.00					0.00	297.70
Denali Elementary School	45.30	0.59	59.45	42.30	63.00	54.00	63.20	41.80	369.64			0.00					0.00	369.64
Effie Kokrine Charter									0.00	23.20	23.75	46.95	27.90	25.50	39.50	17.00	109.90	156.85
Golden Heart Academy									0.00		0.30	0.30	4.75	2.00	3.00	3.00	12.75	13.05
Hunter Elementary School	46.20	10.56	56.80	59.75	55.00	43.00	43.95	42.80	358.06			0.00					0.00	358.06
Hutchison High School									0.00			0.00	123.60	90.00	111.25	84.80	409.65	409.65
Joy Elementary School	57.95	15.60	45.50	58.70	67.55	48.85	52.95	42.25	389.35			0.00					0.00	389.35
Ladd Elementary School	77.50	7.93	79.00	72.70	81.95	63.90	66.50	47.00	496.48			0.00					0.00	496.48
Lathrop High School									0.00			0.00	264.85	272.70	246.68	161.15	945.38	945.38
Nordale Elementary School	50.60	11.00	54.55	41.45	39.25	50.80	54.65	50.50	352.80			0.00					0.00	352.80
North Pole Elementary School	68.75	15.75	68.00	88.85	84.25	83.85	80.00		489.45			0.00					0.00	489.45
North Pole High School									0.00			0.00	204.15	177.15	202.95	151.50	735.75	735.75
North Pole Middle School								231.15	231.15	198.90	225.85	424.75					0.00	655.90
Pearl Creek Elementary School	63.00	10.18	78.70	80.40	70.75	64.25	70.40	68.25	505.93			0.00					0.00	505.93
Randy Smith Middle School									0.00	158.70	176.85	335.55					0.00	335.55
Ryan Middle School									0.00	217.80	171.85	389.65					0.00	389.65
Salcha Elementary School	11.00	0.25	11.00	8.00	6.00	12.00	11.00	14.00	73.25			0.00					0.00	73.25
Star of the North Secondary									0.00	12.80	20.00	32.80	15.00	12.00	81.45	69.25	177.70	210.50
Tanana Middle School									0.00	203.95	228.10	432.05					0.00	432.05
Ticasuk Brown Elementary School	80.90	10.80	67.80	99.35	80.35	93.60	63.65		496.45			0.00					0.00	496.45
Two Rivers School	13.00		15.00	11.00	15.40	12.00	10.00	6.00	82.40	7.00	5.55	12.55					0.00	94.95
University Park Elementary School	55.45	0.75	66.20	83.60	89.70	76.45	64.80	66.05	503.00			0.00					0.00	503.00
Watershed School	22.00		22.00	22.00	22.00	22.00	22.00	22.00	154.00	22.25	21.20	43.45					0.00	197.45
Weller Elementary School	49.95	8.85	65.45	52.65	83.95	70.35	66.45	54.00	451.65			0.00					0.00	451.65
West Valley High School									0.00			0.00	215.35	281.28	274.80	199.75	971.18	971.18
Woodriver Elementary School	59.00	0.71	68.45	79.55	62.10	82.30	53.05	59.85	465.01			0.00					0.00	465.01
Grand Total	1087.79	136.49	1129.25	1174.05	1195.05	1156.90	1064.35	983.55	7927.43	1022.65	1028.20	2050.85	948.70	950.83	1074.63	800.95	3775.10	13753.38

**Fairbanks North Star Borough School District  
School and Grade Level Enrollment Projections  
For the 2017-18 School Year**

SCHOOL	PK	KG	1	2	3	4	5	6	Elem	7	8	JR	9	10	11	12	SR	TOTALS
Anderson	6	81	84	76	0	0	0	0	247			0					0	247
Anne Wien	13	58	60	43	55	59	52	52	392			0					0	392
Arctic Light	14	95	97	92	83	72	65	36	554			0					0	554
Badger Road	1	79	83	72	70	76	84	0	465			0					0	465
Barnette	0	40	46	47	48	49	51	51	332	43	47	90					0	422
Crawford	0	0	0	0	78	76	86	45	285			0					0	285
Denali	1	45	46	57	40	61	52	61	363			0					0	363
Hunter	11	46	48	55	58	53	41	42	354			0					0	354
Joy	16	58	60	45	57	66	47	51	400			0					0	400
Ladd	8	74	75	75	69	79	59	43	482			0					0	482
Nordale	11	51	53	54	40	38	49	53	349			0					0	349
North Pole Elem	16	69	71	66	86	81	81	0	470			0					0	470
Pearl Creek	10	63	65	77	77	68	62	67	489			0					0	489
Salcha	0	11	11	11	8	6	12	11	70			0					0	70
Ticasuk Brown	11	80	84	66	96	78	91	0	506			0					0	506
Two Rivers	0	13	13	15	11	14	12	10	88	6	5	11					0	99
University Park	1	56	58	64	81	87	74	63	484			0					0	484
Weller	9	50	52	64	51	81	67	65	439			0					0	439
Woodriver	1	59	61	66	77	60	80	52	456			0					0	456
North Pole Middle	0	0	0	0	0	0	0	218	218	236	197	433					0	651
Randy Smith	0	0	0	0	0	0	0	0	0	163	153	316					0	316
Ryan	0	0	0	0	0	0	0	0	0	189	210	399					0	399
Tanana	0	0	0	0	0	0	0	0	0	215	190	405					0	405
Ben Eielson Jr/Sr	0	0	0	0	0	0	0	0	0	71	73	144	53	52	54	37	196	340
Hutchison	0	0	0	0	0	0	0	0	0	0	0	0	124	84	120	86	414	414
Lathrop	0	0	0	0	0	0	0	0	0	0	0	0	266	254	267	163	950	950
North Pole Senior	0	0	0	0	0	0	0	0	0	0	0	0	206	166	222	156	750	750
West Valley	0	0	0	0	0	0	0	0	0	0	0	0	215	261	298	203	977	977
Alt Learning System	10	0	2	0	2	1	1	4	20	12	6	18	16	14	24	30	84	122
Fairbanks Youth Facility	0	0	0	0	0	0	0	0	0	0	0	0	10	10	10	10	40	40
BEST (Correspondence)	0	9	15	18	16	12	17	23	110	23	26	49	22	24	43	42	131	290
Chinook Charter School	0	16	16	16	16	16	16	16	112	20	21	41	0	0	0	0	0	153
Effie Kokrine Charter School	0	0	0	0	0	0	0	0	0	23	24	47	28	26	40	17	111	158
Star/North Charter School	0	0	0	0	0	0	0	0	0	13	20	33	15	12	82	70	179	212
Watershed Charter School	0	22	22	22	22	22	22	22	154	22	21	43	0	0	0	0	0	197
	139	1,075	1,122	1,101	1,141	1,155	1,121	985	7,839	1,036	993	2,029	955	903	1,160	814	3,832	13,700

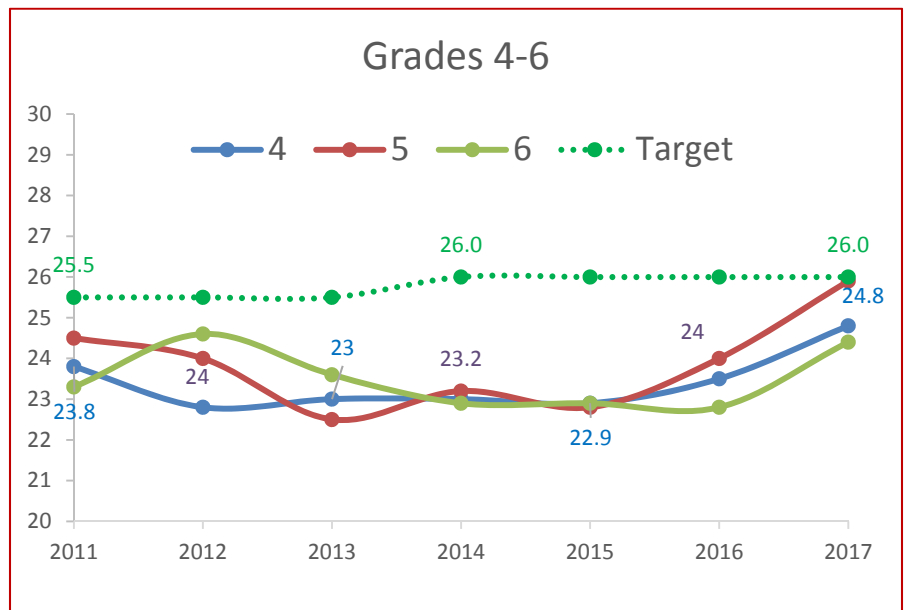
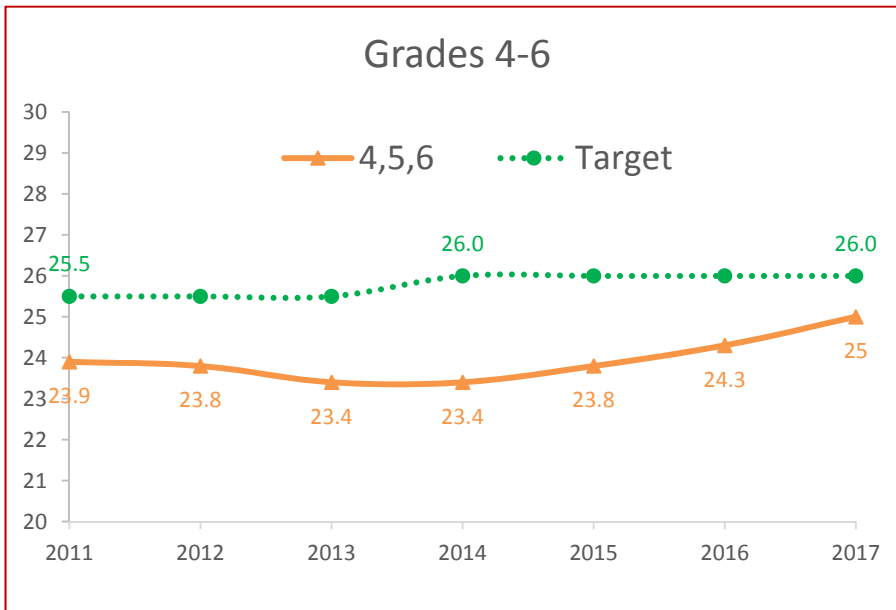
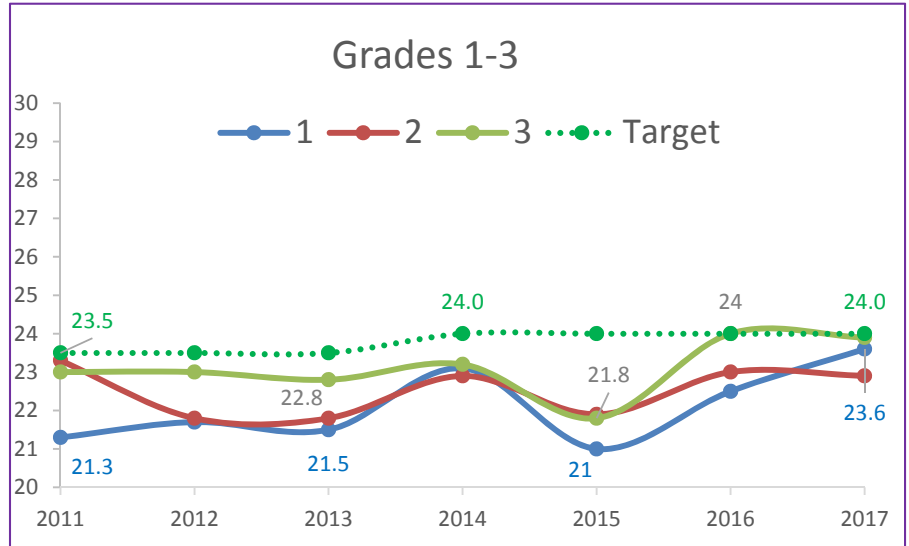
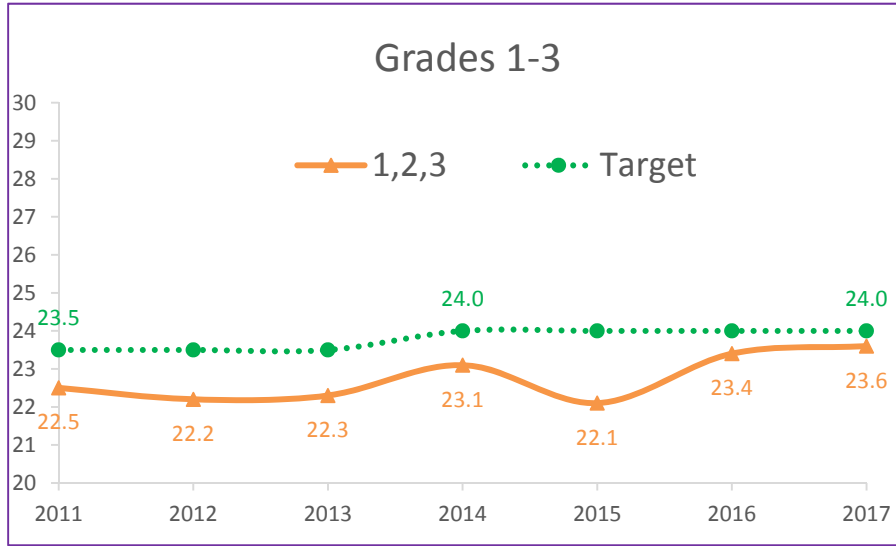


\*Averages include multiage classrooms that contain Kindergarteners

2016-2017

# Fairbanks North Star Borough School District Class Size Trends

2016-2017

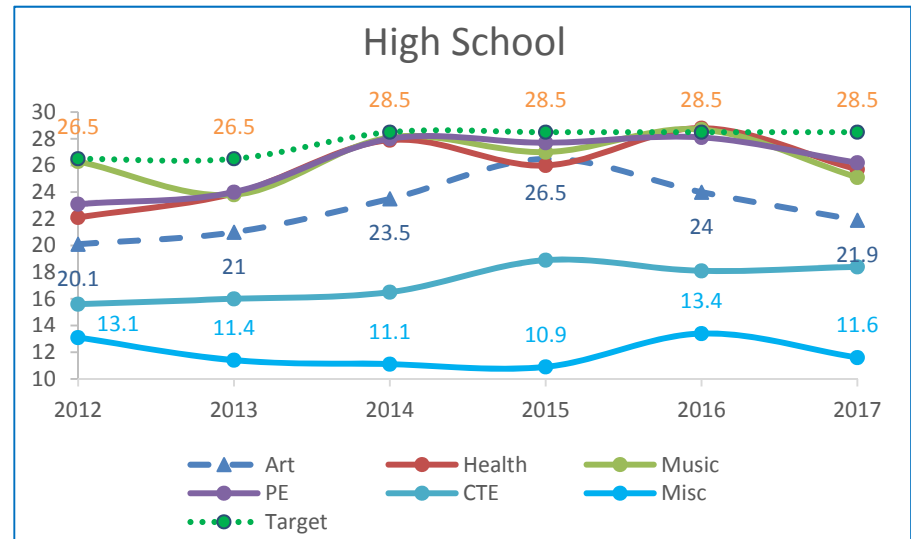
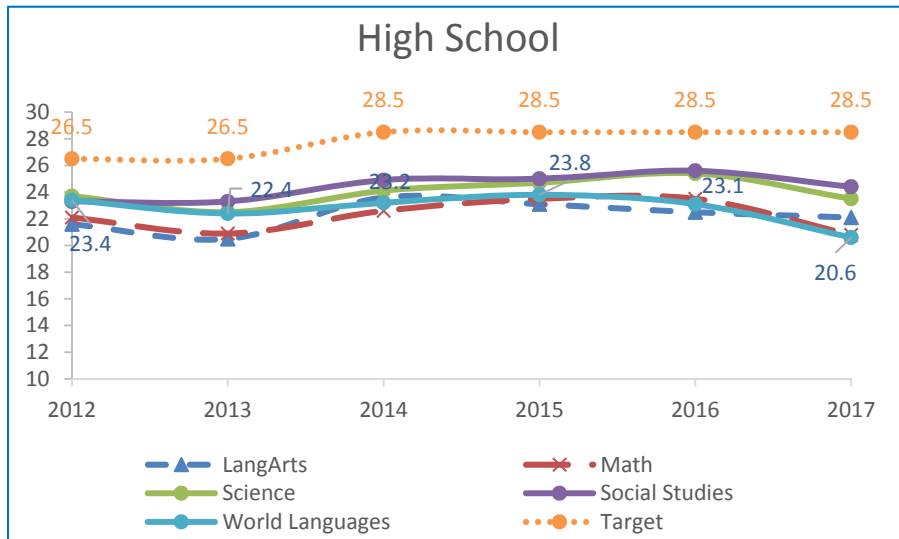
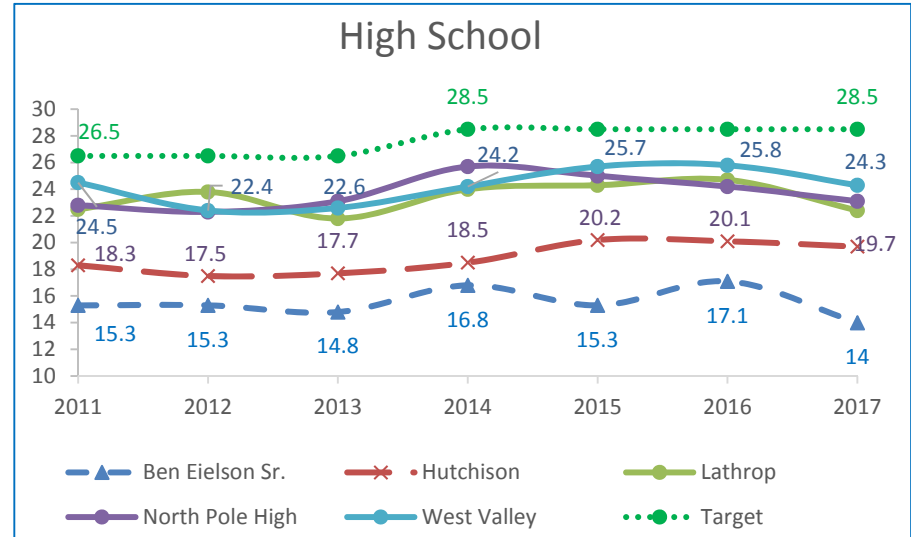
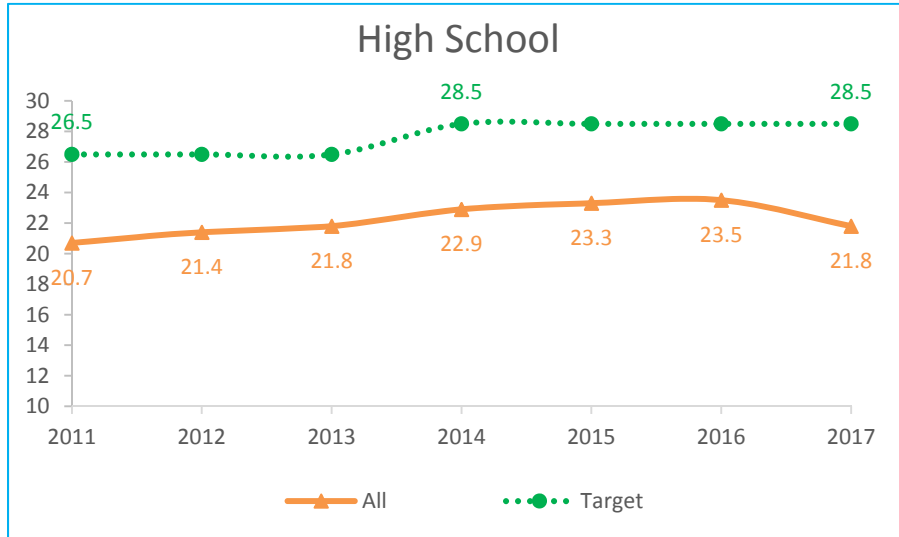


\*Averages include multiage classrooms

2016-2017

# Fairbanks North Star Borough School District Class Size Trends

2016-2017

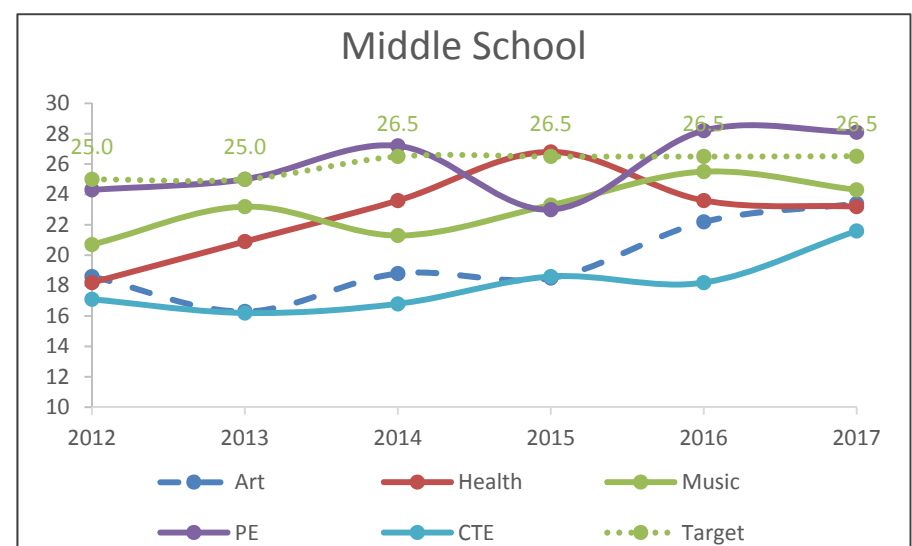
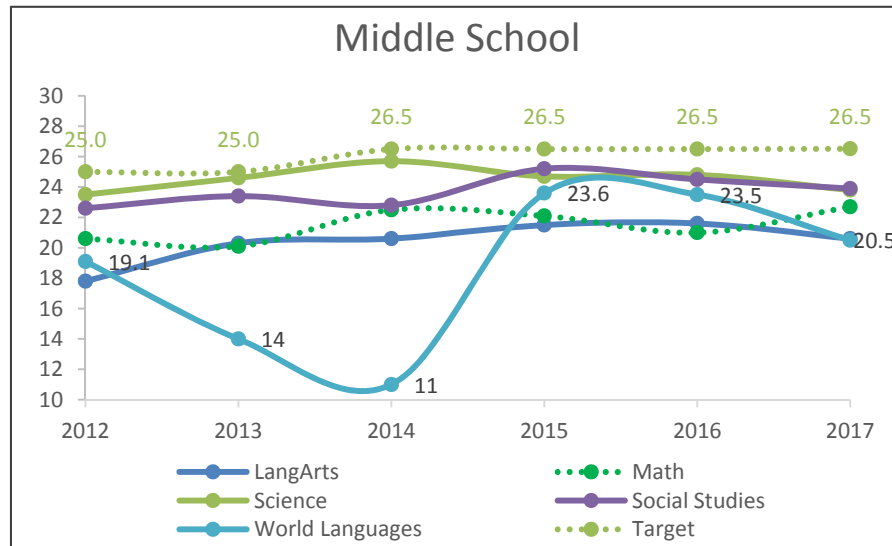
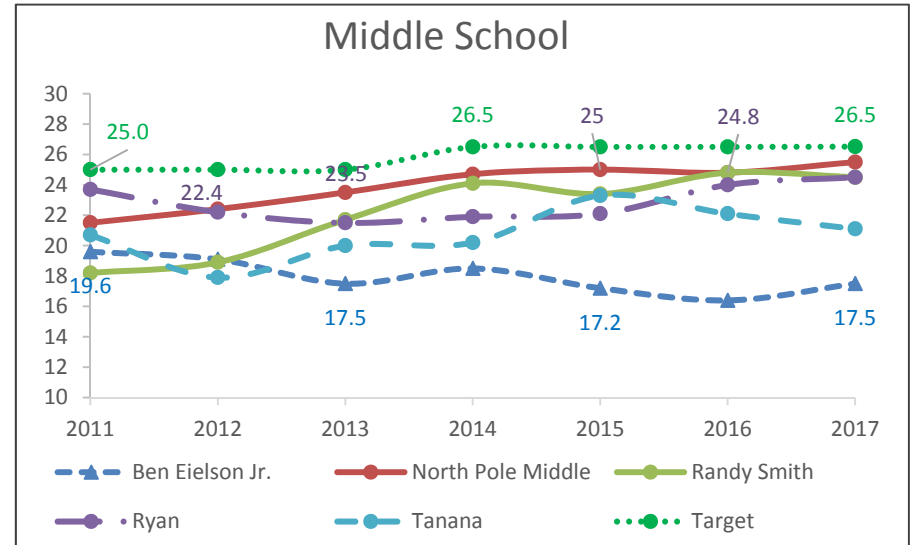
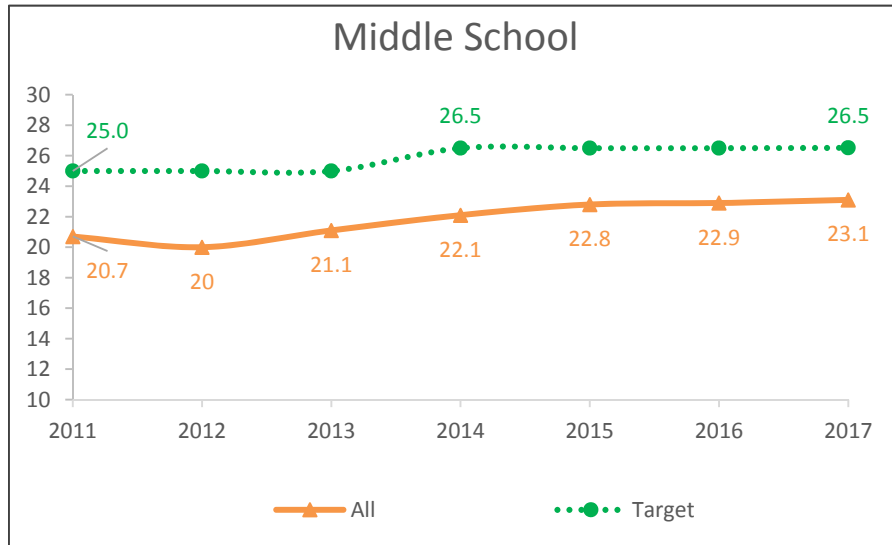


Courses excluded from class size averages: study hall, advisory, ELL class, outside credit, university class, aide, assistant, stand-alone special education class, and courses held during non-standard periods

2016-2017

# Fairbanks North Star Borough School District Class Size Trends

2016-2017



Courses excluded from class size averages: study hall, advisory, ELL class, outside credit, university class, aide, assistant, stand-alone special education class, and courses held during non-standard periods