
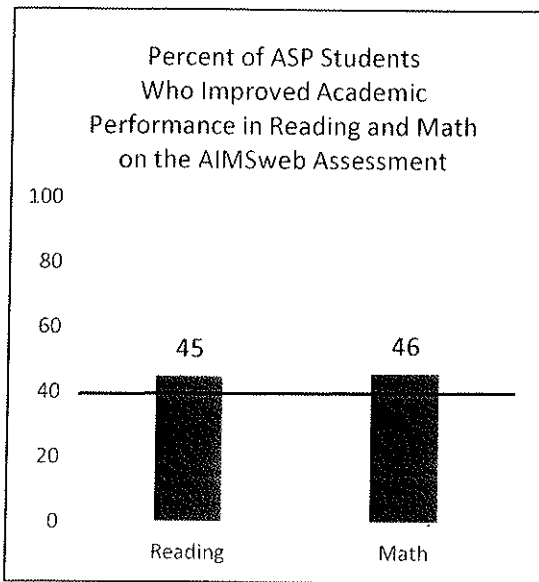


North Pole Elementary School After School Program (ASP) Evaluation Results 2015-16



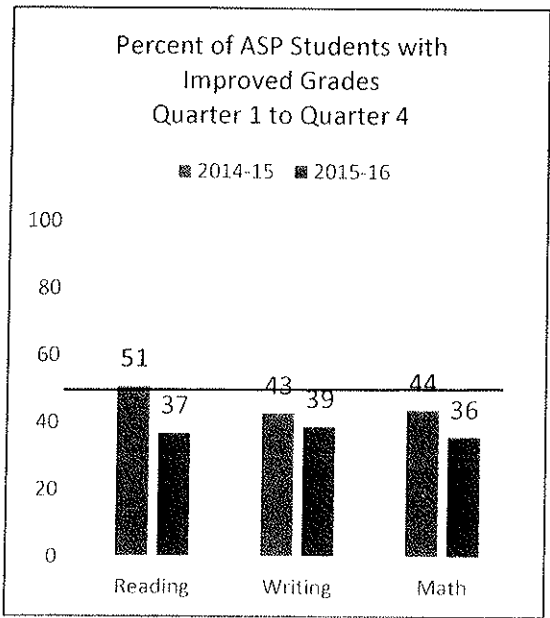
- * Students will improve their academic performance
- * Students will gain protective factors that foster resiliency and increase school attendance
- * Increase parent involvement



Program Enrollment

114 students participated in the After School Program in 2015-16 and 83 were enrolled for 30+ days, or **73%**.

*Percent of ASP students with below average attendance who **increased their school attendance** 67% in 2014-15, 69% in 2015-16*



** The staff go above and beyond caring for and engaging students in a positive way.*
** I love the one-on-one help my child receives.*
** My child likes cooking, Cubelets, and Coach Diva.*
** My child's confidence has gone way up and he's a better reader now.*

North Pole parent comments

** There are fun classes like art, wood engineers, cooking, coding.*
** I like that I can get my homework done.*
** I like seeing my friends in the ASP.*

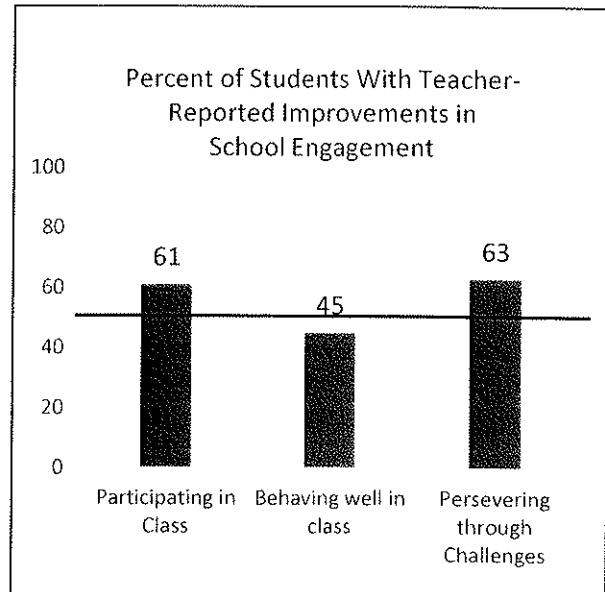
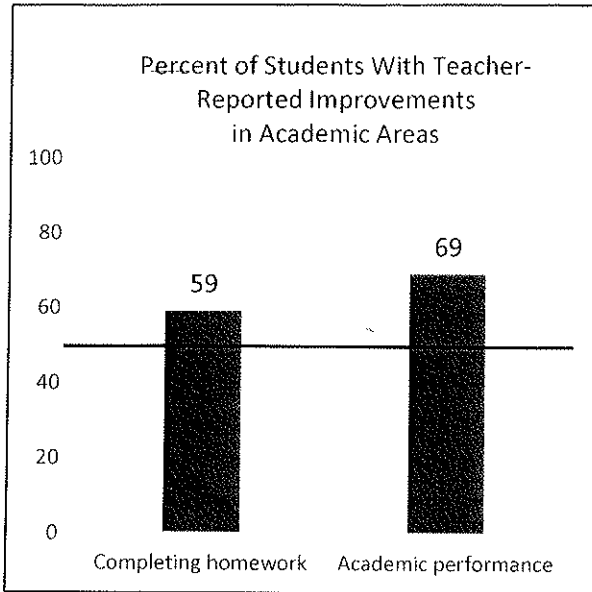
North Pole student comments

** I noticed students were excited about being in the After School Program and being engaged.*
** The ASP provides consistency for students who may be struggling in their lives.*

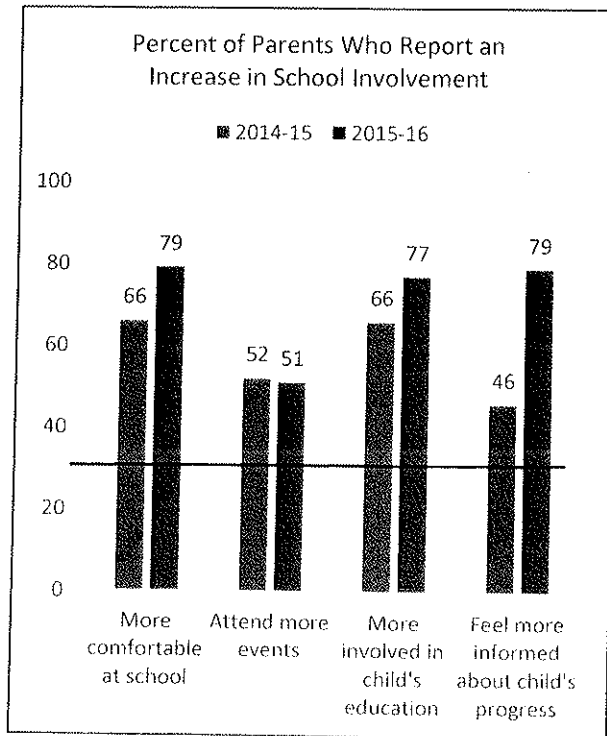
North Pole teacher comments

North Pole Elementary School After School Program (ASP) Evaluation Results 2015-16

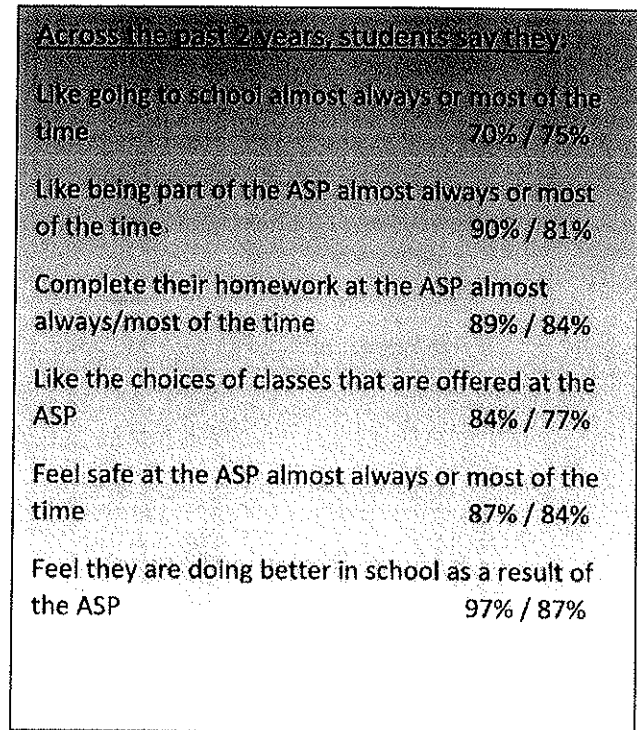
Results from teacher surveys: percent of ASP students showing improvements



Results from parent surveys



Results from student surveys



Percent of After School Program students who responded “Almost always” or “Most of the time”
 Source: Student Surveys from 2015-16, for Grades 1&2 and Grades 3-6

	Grade levels	A Wien (n=59)	Joy (n=75)	Nordale (n=73)	FY13 (n=207)	Denali (n=61)	Hunter (n=74)	FY14 (n=135)	NPE (n=63)	Ticasuk (n=58)	FY15 (n=121)	All Programs (n=463)
I like going to school	1&2	65%	71%	76%	71%	88%	61%	76%	83%	90%	69%	71%
	3-6	33%	51%	68%	52%	73%	64%	67%	69%	71%	70%	61%
	Total	44%	58%	71%	58%	79%	64%	70%	75%	77%	69%	65%
I like being part of the After School Program.	1&2	80%	83%	88%	84%	67%	78%	71%	83%	100%	91%	82%
	3-6	64%	79%	81%	75%	76%	98%	90%	77%	84%	82%	81%
	Total	69%	80%	83%	78%	72%	93%	84%	81%	89%	85%	82%
I am able to get my homework done in the ASP.	1&2	95%	54%	60%	68%	50%	72%	60%	83%	100%	86%	71%
	3-6	69%	77%	80%	75%	89%	84%	86%	84%	95%	89%	82%
	Total	78%	69%	73%	73%	74%	81%	78%	84%	97%	87%	79%
I like the choices of classes and activities offered in the ASP.	1&2	80%	88%	96%	88%	88%	78%	83%	79%	100%	84%	86%
	3-6	74%	69%	80%	74%	89%	80%	84%	76%	95%	86%	80%
	Total	76%	75%	86%	79%	89%	80%	84%	77%	97%	85%	82%
I feel safe in the After School Program.	1&2	80%	58%	88%	75%	88%	83%	86%	75%	89%	81%	80%
	3-6	62%	69%	87%	73%	92%	86%	88%	89%	76%	83%	80%
	Total	68%	65%	87%	73%	90%	85%	87%	84%	81%	82%	80%
I feel the staff in the After School Program care about me.	1&2	80%	79%	84%	81%	83%	67%	76%	92%	89%	91%	82%
	3-6	77%	77%	75%	77%	81%	84%	83%	84%	76%	80%	80%
	Total	78%	77%	80%	79%	82%	80%	81%	87%	83%	84%	81%
The activities are fun and challenge me to learn. (3-6)	3-6	66%	61%	67%	65%	78%	75%	76%	79%	76%	77%	71%
The ASP has helped me do better in school ('a lot' or 'some').	1&2	80%	67%	84%	78%	79%	78%	79%	83%	74%	79%	78%
	3-6	77%	78%	81%	79%	86%	87%	87%	90%	87%	88%	84%
	Total	78%	74%	82%	79%	83%	85%	84%	87%	83%	85%	82%